




# WP270SH

## 220MM X 220MM CAPACITY SWIVEL HEAD BANDSAW



### FEATURES

- Swivel head enables from 0° to 60° mitre cuts
- Dual mode operation
  - Trigger switch with manual down feed for small quick cuts
  - Control panel with fully adjustable hydraulic down feed & automatic shut-off at end of cut, for cutting larger material
- Incorporated recirculating coolant system
- Brass chip brush to help prevent blade breakage
- Adjustable material stop for repetitive production
- Safety emergency stop switch
- Comes complete with stand & blade
- Optional blade tension gauge
- 12 months warranty
- Made in Taiwan

Part No.	WP270SH-1	WP270SH-3	
Motor	1.5hp Single Phase (240V)	1.5hp Three Phase (415V)	
Blade Speed	Single Speed 72 mpm	2 Speed 36 / 72 mpm	
Blade Size	27mm x 0.9mm x 2460mm		
Bed Height	885mm		
Weight	216kg		
Cutting Capacity			
Cutting Angle			
90°	220mm	215mm	260 x 110mm
45° Right	150mm	145mm	155 x 110mm
60° Right	90mm	85mm	80 x 95mm



### OPTIONAL ACCESSORIES & CONSUMABLES



#### ROLLER CONVEYORS

- Straight & V-Shape Single Roller Conveyors
- 3m length, 300mm - 600mm width Conveyors



#### SYNTHETIC METAL WORKING FLUID

Cutting fluid designed for use with MACC coldsaws, bandsaws & metal working machinery that use a recirculating coolant system with fluid storage tank.

Part No.	Description
MF-5LITRE	5 Litre MACC Synthetic Metal Working Fluid
MF-20LITRE	20 Litre MACC Synthetic Metal Working Fluid



#### BANDSAW BLADES

Part No.	Length	Width	# Teeth
BLADE-27-2455-10/14	2455mm	27mm	10/14 TPI
BLADE-27-2455-4/6	2455mm	27mm	4/6 TPI
BLADE-27-2455-5/8	2455mm	27mm	5/8 TPI
BLADE-27-2455-6/10	2455mm	27mm	6/10 TPI
BLADE-27-2455-8/12	2455mm	27mm	8/12 TPI