

APRIL TO JULY 2024



TOOLS & EQUIPMENT CATALOGUE


TENGTTOOLS®

1004 PIECE WORKSTATION

- 1/4", 3/8" & 1/2" drives AF/Metric
- 37" 8 drawer roller cabinet
- A complete tool kit covering the requirements of most types of user
- Work Top, Vice + vice shelf, magnetic bits tray and paper holder are included
- All the tools are laid out in individual tool modules using the *TengTools Tool Control System*
- One drawer opening safety function
- 5" castor wheels with brakes
- Part No. TCMM1004NBK



\$6495



NEW

ITM 500KG CHAIN BLOCK

- 500kg Rated capacity
- 3m Standard lift. 6m Also available
- 5mm Grade 80 chain
- White colour coded to W.L.L. for safety
- Load limited protection system
- Automatic double pawl braking system
- Hooks fitted with spring safety latches
- Tested & certified to AS 1418.2
- Weight 8kg



\$179

PART NO.	W.L.L Capacity	Standard Lift
TM9022-00503	500kg	3m

NEW

Holemaker

PRO-35 18V CORDLESS MAGNETIC BASE DRILL

- Cordless, Compact & lightweight
- European Made Machine
- 18V Brushless motor technology
- CAS Battery platform
- Ideal for onsite & overhead tasks
- Unique dual rail slide system increases machine rigidity and improves cutter life
- Includes 14, 18, 22mm cutters & pin
- Includes 4AH Lithium ion battery
- Includes Charger



\$2799

PART NO.	CAPACITY	WEIGHT
HMPRO35-18VK1	35mm Diameter x 52mm Depth	11.0KG

OUR LEADING BRANDS:



24 Pieces **1/4"** **SOCKET SET**

- 1/4" FRP Soft Grip Ratchet - 45 Teeth
- 75mm Extension bar
- Universal joint
- Bit adaptor hex bit coupler
- 6pt Sockets 4mm, 5mm, 5.5mm, 6mm, 7mm, 8mm, 10mm, 11mm, 12mm, 13mm
- Flat Bits 4mm, 5.5mm
- PH Bits PH1, PH2
- TX Bits TX10, TX15, TX20
- HEX Bits 3mm, 5mm, 6mm



• \$69

PART NO.	PIECES	DRIVE
T1424	24	1/4"

68 Pieces **1/2"** **MECCA PRO TOOL SET**

- 1/2" FRP Soft Grip Ratchet - 45 Teeth
- 63.5mm & 150mm Extensions bar
- Universal joint & 3/8"F to 1/2"M Adaptor
- 12pt Sockets 10mm to 32mm
- 160mm Side cutting pliers
- 185mm Combination pliers
- 160mm Long nose pliers
- 240mm Water pump pliers
- 3x Flat & 3x PH Screwdrivers
- Combination Spanners 8mm to 19mm
- 1/4" Hex Bits - Flat PH, PZ, Hex, TX, TPX, SQ



• \$489

PART NO.	PIECES	DRIVE
T1268	68	1/2"

36 Pieces **1/4"** **SOCKET SET**

- 1/4" FRP Soft Grip Ratchet - 45 Teeth
- 50mm & 100mm Extension bars
- Universal joint & 3/8"F to 1/4"M Adaptor
- Bit adaptor hex bit coupler
- 6pt Sockets 4mm, 5mm, 5.5mm, 6mm, 7mm, 8mm, 10mm, 11mm, 12mm, 13mm
- 6pt Deep Sockets 6mm, 7mm, 8mm, 10mm, 12mm, 13mm
- Flat Bits 4mm, 5.5mm
- PH Bits PH1, PH2, PZ Bits PZ1, PZ2
- TX Bits TX10, TX15, TX20, HEX Bits 5mm, 6mm



• \$89

PART NO.	PIECES	DRIVE
T1436	36	1/4"

95 Pieces **1/4"** **1/2"** **MECCA PRO TOOL SET**

- 1/4" & 1/2" FRP Soft Grip Ratchet - 45 Teeth
- 1/4" Spinner Handle & 4x Extensions bars
- 2x Universal joints & 3/8"F to 1/2"M Adaptor
- 1/4" Sliding T Bar & 1/4" magnetic bit holder
- 1/4" Hex bit coupler & Hex socket adaptor
- 6pt 1/4" Sockets 4 to 13mm
- 6pt 1/4" Deep Sockets 4 to 13mm
- 6pt 1/2" Sockets 10 to 32mm
- 1/2" Spark plug socket 21mm
- Hex Keys 1.5mm, 2mm, 2.5mm
- 2x Flat, 2x PH & 2x PZ Screwdrivers
- Combination Spanners 8mm to 17mm
- 1/4" Drive Bits - Flat PH, PZ, Hex & TX



• \$395

PART NO.	PIECES	DRIVE
TM095	95	1/4" & 1/2"

39 Pieces **3/8"** **MECCA PRO SOCKET SET**

- 3/8" FRP Soft Grip Ratchet - 45 Teeth
- 75mm Wobble extension bar
- 150mm Extension bar
- Universal joint & 1/2"F to 3/8"M Adaptor
- Bit adaptor hex bit coupler
- 6pt Sockets 8mm to 22mm
- 6pt Deep Sockets 8mm to 19mm
- Flat Bits 4mm, 5.5mm
- PH Bits PH1, PH2
- PZ Bits PZ1, PZ2
- TX Bits TX10, TX15, TX20
- HEX Bits 5mm, 6mm



• \$175

PART NO.	PIECES	DRIVE
T3839	39	3/8"

127 Pieces **1/4"** **3/8"** **1/2"** **TOOL SET**

- 1/4" & 3/8" FRP Soft Grip Ratchet - 45 Teeth
- 1/4" Ratcheting Bits Driver Set
- 6x Extensions bars & 9x Adaptors & Joints
- 6pt 1/4" Sockets 4 to 13mm
- 6pt 1/4" Deep Sockets 6 to 13mm
- 6pt 1/4" AF Sockets 3/16" to 1/2"
- 6pt 3/8" Sockets 8 to 22mm
- 6pt 3/8" AF Sockets 5/16" to 7/8"
- 3/8" Spark plug sockets 16 & 21mm
- 12pt 1/2" Sockets 19mm to 32mm
- Adjustable Wrench Wide Jaw 250mm
- Combination Spanners 8mm to 19mm
- 1/4" Drive Bits - Flat PH, PZ, Hex & TX



• \$439

PART NO.	PIECES	DRIVE
TM127	127	1/4", 3/8" & 1/2"

48 Pieces **3/8"** **MECCA PRO TOOL SET**

- 3/8" FRP Soft Grip Ratchet - 45 Teeth
- 75mm & 150mm Extension bars
- Universal joint & 1/2"F to 3/8"M Adaptor
- Bit adaptor hex bit coupler
- 6pt Sockets 8mm to 19mm
- 6pt AF Sockets 7/16" to 11/16"
- Spark plug sockets 16 & 21mm
- 5x Pliers
- 200mm Adjustable Wrench
- 3x Flat & 3x PH Screwdrivers
- Combination Spanners 8-19mm
- Combination Spanners AF 7/16 to 11/16"



• \$449

PART NO.	PIECES	DRIVE
T3848	48	3/8"

105 Pieces **1/2"** **HEAVY DUTY TOOL SET**

- 1/2" Dr sockets 8-32mm, Inhex 5-19mm
- 1/2" Dr ratchet, 17" breaker bar, 5" extn bar
- Combination spanners 8-32mm
- Side cutting, combination & 10" water pump pliers
- Blade type & ratcheting screwdriver
- 29 pce 1/4" Drive Bits Set with mini bits ratchet including Flat, PH, PZ, Hex, TX, TPX, SQ
- Hex keys 1.5-10mm
- Ball pein hammer Hammer 24 Oz
- Shifters 6" & 12"
- 125° hook, Telescopic pick-up tool



• \$749

PART NO.	PIECES	WEIGHT
THDV105	105	14kg

1 CHOOSE YOUR STORAGE

Storages for all needs.



2 CHOOSE YOUR TOOL SETS

Your kit. Your way.



OVER 250 OPTIONS

3 ORGANISE YOUR KIT

Optimise your workflow.



8 PCE METRIC RATCHETING COMBO SPANNER SET

- 8-19mm, 15° offset, 72 teeth
- Chrome vanadium



• \$295

8 PCE AF RATCHETING COMBO SPANNER SET

- 5/16,- 3/4"
- 15° offset, 72 teeth
- Chrome vanadium



• \$315

PART NO.	CONTENTS
TT6508R	8, 10, 11, 12, 13, 14, 17, 19mm

PART NO.	CONTENTS
TT6508RAF	5/16", 3/8", 7/16", 1/2", 9/16", 5/8", 11/16", 3/4"

12 PCE METRIC COMBO SPANNER SET

- 8-19mm Combo Spanners
- 15° offset
- Chrome vanadium



• \$119

74 PCE 1/4" RATCHETING BITS DRIVER SET

- 4" & 6" extension, adaptor, coupler adaptor & bits, Flat, PH, PZ, HEX, TX, TPX & SQ



• \$105

PART NO.	CONTENTS
TT1236	8, 9, 10, 11, 12, 13, 14, 15, 16, 17, 18, 19mm

PART NO.	CONTENTS (3 PIECES OF EACH)
TTMD74	Flat 3.5 to 8mm, PH1 to 3, PZ1 to 3, SQ1 to 3, TX6 to 40, TPX10 to 40, HEX2 to 8

4 PIECE PLIER SET

- TPR Grip
- 10" water pump pliers
- 6" side cutter pliers
- 7" combo pliers
- 8" long nose pliers



• \$159

4 PIECE 1000 VOLT PLIER SET

- 6" side cutter pliers
- 7" combination pliers
- 7" wire stripper pliers
- 8" long nose pliers



• \$195

PART NO.	CONTENTS
TT440 -T	10" water pump, 6" side cutter, 7" combo, 8" long nose

PART NO.	CONTENTS
TTV440	6" side cutter, 7" combination, 7" wire stripper, 8" long nose

35 PIECE 1/4" & 3/8" DR BITS SOCKET SET

- HEX, TX, PH, PZ & Flat type,
- 2 adaptor drive



• \$109

30 PIECE TX 3/8" DR BITS SOCKET SET

- TX, TPX & TX-E, 3/8"-1/4" adaptor,
- 3" extension bar



• \$169

PART NO.	CONTENTS
TTBS35	35pc 1/4"and 3/8"Drive Bits HEX, TX, PH, PZ & Flat type, 2 adaptor

PART NO.	CONTENTS
TTTX30	30pc 3/8"Drive Bits TX, TPX & TX-E, 3/8"-1/4" adaptor

7 PIECE T-HANDLE HEX SET

- Sizes: 2.5 to 8mm
- Ball point end on the long key end
- Regular hex end on the short arm
- Chrome-moly alloy



• \$89

81 PIECE HAND RIVET SET

- Alloy forged steel upper handle with heat treated jaws for durability
- 2.4, 3.2, 4.0, 4.8mm mandrels
- 80 assorted rivets



• \$135

PART NO.	CONTENTS
TTHEX7	2.5mm, 3mm, 4mm, 5mm, 6mm, 7mm, 8mm

PART NO.	CONTENTS
TTHR81	2.4, 3.2, 4.0, 4.8mm Mandrels and Rivets

FOAM SERIES

272 Pieces

BLACK OR RED

26" METRIC / AF EVA 12 DRAWER KIT

- 5 Drawer Deep Top Chest
- 7 Drawer Roller Cabinet
- 1/4" Dr. 89pc Metric Socket Set
- 3/8" Dr. 36pc Metric Socket Set
- 13pc Extension Bar Set
- 1/2" Dr. 27pc Metric Socket Set
- 11pc Screwdriver Set
- 5pc Screwdriver Set
- 15pc Combination Spanner Set 5.5 to 19mm
- 7pc Combination Spanner Set 20 to 32mm
- 5pc Plier Set
- 62 Pc AF Spanner and Socket Tool Set



PART NO.	COLOR	PIECES
TCM272EVAN	Red	272
TCM272EVANBK	Black	272

- 12 Drawer
- 26" Wide Cabinet
- Heavy Gauge Steel
- 5-Step Rust Protection
- 5" Castor Wheels with Brakes
- 3 Step Ball Bearing Slides
- Comfort Grip Handle
- Combination Lock

•\$2795



FOAM SERIES

408 Pieces

BLACK OR RED

26" METRIC / AF EVA 12 DRAWER KIT

- 1/4", 3/8", 1/2" Dr. • Sockets: Std 4-24mm, 3/16" to 1-1/4". Deep 4-19mm, 3/16" to 3/4"
- 21 pce 1/2" Dr metric impact socket set std & deep • 13 pce ext set • 2 torque wrenches 3/8" & 1/2" dr
- 37 pce combo spanner set 5.5-32mm, 5/16" to 1-1/4" • 8 metric double ring spanners 6-24mm
- 12 pce ratcheting metric combo spanners 8-19mm • 5 pce plier set • 27 s/driver blade, PH, PZ, TX
- 5 pce wheel nut socket set including 1/2" dr breaker bar • 3 IQ shifters & 1 extra wide opening shifter
- Metric & AF hex keys, TX 6-40 keys, folding set (Hex, TX, Blade, PH & PZ)
- T-handle hex keys TX, TPX, Hex • 14 pce punch & chisel set • Pry bar & tyre lever set



PART NO.	COLOR	PIECES
TCM408EVAN	Red	408
TCM408EVANBK	Black	408

- 12 Drawer
- 26" Wide Cabinet
- Heavy Gauge Steel
- 5-Step Rust Protection
- 5" Castor Wheels with Brakes
- 3 Step Ball Bearing Slides
- Comfort Grip Handle
- Combination Lock

•\$4295




TT SERIES

622 Pieces

37" COMMAND CENTRE TT 7 DRAWER METRIC/AF TOOL KIT

- 1/4", 3/8" & 1/2" drives AF/Metric
- 37mm thick laminated wooden worktop included to create portable workstation
- One drawer opening safety function
- 5" castor wheels with brakes



- 12 Drawer
- 37" Wide Cabinet
- Heavy Gauge Steel
- 5-Step Rust Protection
- 5" Castor Wheels with Brakes
- 3 Step Ball Bearing Slides
- Comfort Grip Handle
- Combination Lock

•\$4395



PART NO.	COLOR	PIECES
TCMM622N	Red	622

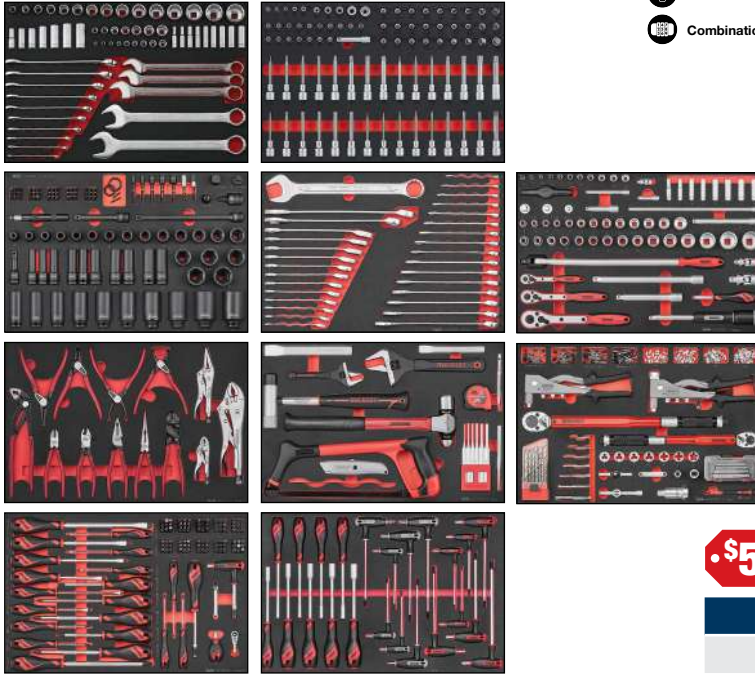
FOAM SERIES

741 Pieces

26" LIMITED EDITION EVA 12 DRAWER METRIC/AF TOOL KIT

- 1/4", 3/8" & 1/2" drives AF/Metric.
- Complete with a shelf for power tools on the side, 2 magnets to hold a power board & a rubber-protected cable hole to access the top space as a charging station.
- The kit covers CR-V sockets in standard & deep, TX, TPX, TX-E, HEX, PH, PZ, Blade, Ribe & Spline, ratchets & accessories, impact sockets & accessories, combination spanners, wide-mouth shifters, screwdrivers, T-handle HEX & TX keys, pliers, locking pliers, torque wrenches, tap & dies set, rivet & nut-rivet gun and general tools.

- 12 Drawer
- 26" Wide Cabinet
- Heavy Gauge Steel
- 5-Step Rust Protection
- 5" Castor Wheels with Brakes
- 3 Step Ball Bearing Slides
- Comfort Grip Handle
- Combination Lock



-\$5395

PART NO.	COLOR	PIECES
TCMME741	Black	741

TT SERIES

1001 Pieces

26" PRO MEGA MASTER TT 19 DRAWER METRIC/AF TOOL KIT

- A complete tool kit covering the requirements of most users
- All the tools are laid out in individual tool modules using the TengTools Tool Control system
- Easy to see if any tools have been mislaid or lost helping to prevent leaving them with the work piece
- Supplied in a red or black TengTools 26" 19 drawer stack system with a top box, middle box and roller cabinet

- 19 Drawer
- 26" Wide Cabinet
- Heavy Gauge Steel
- 5-Step Rust Protection
- 5" Castor Wheels with Brakes
- 3 Step Ball Bearing Slides
- Comfort Grip Handle
- Combination Lock



-\$6995

PART NO.	COLOR	PIECES
TCMM1001N	Red	1001
TCMM1001NBK	Black	1001

TENGTOOLS

TOOL KITS

FREIGHT CHARGES MAY APPLY. PRICES INCLUDE GST

NEW
ITM CHAIN BLOCKS

- Colour coded to W.L.L. for safety
- Load limited protection system
- Automatic double pawl braking system
- Hooks fitted with spring safety latches
- Grade 80 chain
- Tested & certified to AS 1418.2
- Test certificate supplied


FROM \$159

PART NO.	W. L. L CAPACITY	STANDARD LIFT	PRICE
TM9020-00202	250kg	2 Metre	\$159.00
TM9022-00503	500kg	3 Metre	\$179.00
TM9022-00506	500kg	6 Metre	\$229.00
TM9022-01003	1000kg	3 Metre	\$189.00
TM9022-01006	1000kg	6 Metre	\$229.00
TM9022-02003	2000kg	3 Metre	\$269.00
TM9022-02006	2000kg	6 Metre	\$329.00
TM9022-03003	3000kg	3 Metre	\$359.00
TM9022-03006	3000kg	6 Metre	\$539.00
TM9022-05003	5000kg	3 Metre	\$559.00
TM9022-05006	5000kg	6 Metre	\$659.00

ITM LEVER BLOCKS

- 1.5m standard lift
- Colour coded to W.L.L. for safety
- Load limited protection system
- Automatic double pawl braking system
- Hooks fitted with spring safety latches
- Grade 80 chain
- Tested & certified to AS 1418.2
- Test certificate supplied


FROM \$139

PART NO.	W. L. L CAPACITY	STANDARD LIFT	PRICE
TM9040-00201	250kg	1.5 Metre	\$139.00
TM9040-00501	500kg	1.5 Metre	\$159.00
TM9042-00701	750kg	1.5 Metre	\$199.00
TM9042-01501	1500kg	1.5 Metre	\$289.00
TM9042-03001	3000kg	1.5 Metre	\$409.00
TM9042-06001	6000kg	1.5 Metre	\$689.00
TM9042-09001	9000kg	1.5 Metre	\$989.00

ITM PUSH GIRDER TROLLEYS

- Durable all steel construction
- Colour coded to WLL for safety
- Tested & certified to AS 1418.2
- Test certificate supplied


FROM \$129

PART NO.	W. L. L CAPACITY	BEAM WIDTH	PRICE
TM9100-00500	500kg	64-152mm	\$129.00
TM9100-01000	1000kg	64-203mm	\$179.00
TM9100-02000	2000kg	88-203mm	\$239.00
TM9100-03000	3000kg	100-305mm	\$379.00
TM9100-05000	5000kg	114-305mm	\$499.00

ITM GEARED GIRDER TROLLEYS

- Durable all steel construction
- Colour coded to WLL for safety
- 3m Chain Length
- Tested & certified to AS 1418.2
- Test certificate supplied


FROM \$189

PART NO.	W. L. L CAPACITY	BEAM WIDTH	PRICE
TM9102-01000	1000kg	64-203mm	\$189.00
TM9102-02000	2000kg	88-203mm	\$249.00
TM9102-03000	3000kg	88-203mm	\$399.00
TM9102-05000	5000kg	100-305mm	\$549.00
TM9102-10000	10,000kg	114-305mm	\$1,149.00

ITM BEAM CLAMPS

- Durable all steel construction
- Colour coded to WLL for safety
- Tested & certified to AS 4991


FROM \$99

PART NO.	W. L. L CAPACITY	BEAM WIDTH	PRICE
TM9121-01023	1000kg	75-230mm	\$99.00
TM9121-02023	2000kg	75-230mm	\$115.00
TM9121-03032	3000kg	90-320mm	\$179.00
TM9121-05032	5000kg	90-320mm	\$229.00
TM9121-10032	10,000kg	90-320mm	\$329.00

ITM VERTICAL LIFTING CLAMPS

- Suitable for vertical lifting of steel plates, beams & structures
- Locking device fitted for both open & closed positions
- Tested & certified to AS 4991


FROM \$99

PART NO.	W. L. L CAPACITY	OPENING	PRICE
TM9122-00815	800kg	15mm	\$99.00
TM9122-01620	1600kg	20mm	\$155.00
TM9122-02025	2000kg	25mm	\$185.00
TM9122-03230	3200kg	30mm	\$299.00
TM9122-05050	5000kg	50mm	\$449.00

NEW

**ITM
FLAT WEBBING
LIFTING SLINGS
1000KG TO 10,000KG**

- 100% high tensile polyester material
- Tested and certified to AS 1353.1:1997
- Test certificate supplied with every sling



FROM
• \$6

1000KG UP TO 10M AVAILABLE

PART NO.	W.L.L CAPACITY	LENGTH	PRICE
TM9160-01005	1000kg	0.5m	\$6.00
TM9160-01010	1000kg	1m	\$8.00
TM9160-01015	1000kg	1.5m	\$9.50
TM9160-01020	1000kg	2m	\$11.00
TM9160-01025	1000kg	2.5m	\$12.00
TM9160-01030	1000kg	3m	\$13.00
TM9160-01040	1000kg	4m	\$16.50

**ITM
ROUND WEBBING
LIFTING SLINGS
1000KG TO 10,000KG**

- 100% high tensile polyester material
- Tested and certified to AS 4497:2018
- Test certificate supplied with every sling



FROM
• \$4.40

1000KG UP TO 10M AVAILABLE

PART NO.	W.L.L CAPACITY	LENGTH	PRICE
TM9162-01005	1000kg	0.5m	\$4.40
TM9162-01010	1000kg	1m	\$6.50
TM9162-01015	1000kg	1.5m	\$9.50
TM9162-01020	1000kg	2m	\$12.00
TM9162-01025	1000kg	2.5m	\$15.50
TM9162-01030	1000kg	3m	\$17.00
TM9162-01035	1000kg	3.5m	\$20.00

**2000KG
UP TO 10M AVAILABLE**



PART NO.	W.L.L CAPACITY	LENGTH	PRICE
TM9160-02010	2000kg	1m	\$12.00
TM9160-02015	2000kg	1.5m	\$15.00
TM9160-02020	2000kg	2m	\$17.50
TM9160-02025	2000kg	2.5m	\$22.00
TM9160-02030	2000kg	3m	\$24.00
TM9160-02040	2000kg	4m	\$32.00

**2000KG
UP TO 10M AVAILABLE**



PART NO.	W.L.L CAPACITY	LENGTH	PRICE
TM9162-02005	2000kg	0.5m	\$6.00
TM9162-02010	2000kg	1m	\$9.50
TM9162-02015	2000kg	1.5m	\$13.50
TM9162-02020	2000kg	2m	\$17.50
TM9162-02025	2000kg	2.5m	\$22.00
TM9162-02030	2000kg	3m	\$25.00

**3000KG
UP TO 12M AVAILABLE**



PART NO.	W.L.L CAPACITY	LENGTH	PRICE
TM9160-03010	3000kg	1m	\$16.00
TM9160-03015	3000kg	1.5m	\$22.00
TM9160-03020	3000kg	2m	\$28.00
TM9160-03025	3000kg	2.5m	\$33.00
TM9160-03030	3000kg	3m	\$38.00
TM9160-03040	3000kg	4m	\$49.00

**3000KG
UP TO 10M AVAILABLE**



PART NO.	W.L.L CAPACITY	LENGTH	PRICE
TM9162-03010	3000kg	1m	\$12.50
TM9162-03015	3000kg	1.5m	\$18.00
TM9162-03020	3000kg	2m	\$24.00
TM9162-03025	3000kg	2.5m	\$30.00
TM9162-03030	3000kg	3m	\$34.00
TM9162-03040	3000kg	4m	\$45.00

**4000KG
UP TO 12M AVAILABLE**



PART NO.	W.L.L CAPACITY	LENGTH	PRICE
TM9160-04020	4000kg	2m	\$36.00
TM9160-04025	4000kg	2.5m	\$44.00
TM9160-04030	4000kg	3m	\$54.00
TM9160-04040	4000kg	4m	\$64.00
TM9160-04050	4000kg	5m	\$78.00
TM9160-04060	4000kg	6m	\$90.00

**4000KG
UP TO 10M AVAILABLE**



PART NO.	W.L.L CAPACITY	LENGTH	PRICE
TM9162-04010	4000kg	1m	\$17.00
TM9162-04015	4000kg	1.5m	\$25.00
TM9162-04020	4000kg	2m	\$32.00
TM9162-04025	4000kg	2.5m	\$42.00
TM9162-04030	4000kg	3m	\$45.00
TM9162-04040	4000kg	4m	\$60.00



MATERIALS HANDLING

FREIGHT CHARGES MAY APPLY. PRICES INCLUDE GST

NEW

**ITM
1 LEG CHAIN SLINGS**

- Grade 80 lifting chain & fittings
- Includes shortening grab hook and clevis sling hook with safety latch
- Tested and certified to AS 3775.1
- Test tag supplied with every chain sling



FROM **• \$195**

1 LEG 8MM CHAIN

PART NO.	CHAIN LENGTH	W.L.L DIRECT LOAD	PRICE
TM9801-08010	1m	2.0 Tonne	\$195.00
TM9801-08020	2m	2.0 Tonne	\$219.00
TM9801-08030	3m	2.0 Tonne	\$239.00
TM9801-08060	6m	2.0 Tonne	\$309.00

1 LEG 10MM CHAIN

PART NO.	CHAIN LENGTH	W.L.L DIRECT LOAD	PRICE
TM9801-10010	1m	3.2 Tonne	\$239.00
TM9801-10020	2m	3.2 Tonne	\$265.00
TM9801-10030	3m	3.2 Tonne	\$289.00
TM9801-10060	6m	3.2 Tonne	\$459.00

1 LEG 13MM CHAIN

PART NO.	CHAIN LENGTH	W.L.L DIRECT LOAD	PRICE
TM9801-13010	1m	5.3 Tonne	\$349.00
TM9801-13020	2m	5.3 Tonne	\$409.00
TM9801-13030	3m	5.3 Tonne	\$459.00
TM9801-13060	6m	5.3 Tonne	\$629.00

**ITM
2 LEG CHAIN SLINGS**

- Grade 80 lifting chain & fittings
- Includes shortening grab hook and clevis sling hook with safety latch
- Tested and certified to AS 3775.1
- Test tag supplied with every chain sling



FROM **• \$315**

2 LEG 6MM CHAIN

PART NO.	CHAIN LENGTH	W.L.L AT 120°	PRICE
TM9802-06020	2m	1.1Tonne	\$315.00

2 LEG 8MM CHAIN

PART NO.	CHAIN LENGTH	W.L.L AT 120°	PRICE
TM9802-08010	1m	2.0 Tonne	\$349.00
TM9802-08020	2m	2.0 Tonne	\$399.00
TM9802-08030	3m	2.0 Tonne	\$449.00
TM9802-08040	4m	2.0 Tonne	\$495.00
TM9802-08060	6m	2.0 Tonne	\$589.00
TM9802-08100	10m	2.0 Tonne	\$779.00

2 LEG 10MM CHAIN

PART NO.	CHAIN LENGTH	W.L.L AT 120°	PRICE
TM9802-10010	1m	3.2 Tonne	\$435.00
TM9802-10020	2m	3.2 Tonne	\$495.00
TM9802-10030	3m	3.2 Tonne	\$565.00
TM9802-10040	4m	3.2 Tonne	\$615.00
TM9802-10060	6m	3.2 Tonne	\$729.00

2 LEG 13MM CHAIN

PART NO.	CHAIN LENGTH	W.L.L AT 120°	PRICE
TM9802-13010	1m	5.3 Tonne	\$619.00
TM9802-13020	2m	5.3 Tonne	\$725.00
TM9802-13030	3m	5.3 Tonne	\$829.00
TM9802-13040	4m	5.3 Tonne	\$929.00
TM9802-13060	6m	5.3 Tonne	\$1,099.00
TM9802-13080	8m	5.3 Tonne	\$1,399.00

**ITM
CHAIN DRUM LIFTER**

- 1000kg Rated capacity
- For lifting 20L, 60L & 205L drums
- Can be used to lift drums with and without lids
- Test certificate & user manual supplied
- Tested & certified to AS 3775.1



• \$120

PART NO.	CHAIN LENGTH	CHAIN SIZE	WEIGHT
TM9126-01005	500mm	6x18mm	3.3kg

**ITM
VERTICAL DRUM CLAMP**

- 600kg Rated capacity
- Durable all steel construction
- Test certificate & user manual supplied
- Tested & certified to AS 4991



• \$120

PART NO.	CAPACITY	WEIGHT
TM9125-00600	600kg	6.6kg

NEW

**ITM
GRADE 70
TRANSPORT CHAIN KIT
CLAW HOOKS AT EACH END**

- Zinc Di-chromate coated
- Supplied in convenient pre-cut lengths
- Fitted with metal test tag
- Tested & certified to AS/NZS 4344



FROM
• \$129

PART NO.	L.C.	CHAIN	LENGTH	PRICE
TM9713-03806	3800kg	8mm	6m	\$129.00
TM9713-03809	3800kg	8mm	9m	\$179.00
TM9713-06006	6000kg	10mm	6m	\$219.00
TM9713-06009	6000kg	10mm	9m	\$289.00

**ITM
GRADE 70
TRANSPORT CHAIN KIT
LUG LINK, SLIP HOOK &
GRAB HOOK**

- Zinc Di-chromate coated
- Supplied in convenient pre-cut lengths
- Fitted with metal test tag
- Tested & certified to AS/NZS 4344



FROM
• \$109

PART NO.	L.C.	CHAIN	LENGTH	PRICE
TM9717-03805	3800kg	8mm	5m	\$109.00
TM9717-06005	6000kg	10mm	5m	\$155.00
TM9717-09005	9000kg	13mm	5m	\$259.00

**ITM
GRADE 70
TRANSPORT CHAIN KIT
GRAB HOOKS AT EACH END**

- Zinc Di-chromate coated
- Supplied in convenient pre-cut lengths
- Fitted with metal test tag
- Tested & certified to AS/NZS 4344



FROM
• \$75

PART NO.	L.C.	CHAIN	LENGTH	PRICE
TM9714-02306	2300kg	6mm	6m	\$75.00
TM9714-02309	2300kg	6mm	9m	\$99.00
TM9714-03006	3000kg	7.1mm	6m	\$99.00
TM9714-03009	3000kg	7.1mm	9m	\$119.00
TM9714-03806	3800kg	8mm	6m	\$115.00
TM9714-03809	3800kg	8mm	9m	\$125.00
TM9714-06006	6000kg	10mm	6m	\$175.00
TM9714-06009	6000kg	10mm	9m	\$239.00

**ITM
GRADE 70
RATCHET TYPE
LOADBINDERS**

- Grab hooks at both ends
- Powder coated
- Drop forged & heat treated high strength steel
- Proof tested & fitted with metal test tag
- Tested & certified to AS/NZS 4344



FROM
• \$46

PART NO.	LASHING CAPACITY	HOOK/CHAIN SIZE	PRICE
TM9701-02006	2000kg	6mm (1/4")	\$46.00
TM9701-04208	4200kg	8mm (5/16" - 3/8")	\$56.00
TM9701-07310	7300kg	10mm (3/8" - 1/2")	\$65.00
TM9701-10013	10,000kg	13mm (1/2" - 5/8")	\$85.00

**ITM
GRADE 70
TRANSPORT CHAIN KIT
LUG LINK & GRAB HOOK**

- Zinc Di-chromate coated
- Supplied in convenient pre-cut lengths
- Fitted with metal test tag
- Tested & certified to AS/NZS 4344



FROM
• \$99

PART NO.	L.C.	CHAIN	LENGTH	PRICE
TM9715-03805	3800kg	8mm	5m	\$99.00
TM9715-06005	6000kg	10mm	5m	\$145.00
TM9715-09005	9000kg	13mm	5m	\$239.00

**ITM
GRADE 70
LEVER TYPE
LOADBINDERS**

- Grab hooks with swivel fittings at both ends
- Powder coated
- Drop forged & heat treated high strength steel
- Proof tested & fitted with metal test tag
- Tested & certified to AS/NZS 4344



FROM
• \$37

PART NO.	LASHING CAPACITY	HOOK/CHAIN SIZE	PRICE
TM9700-02006	2000kg	6mm (1/4")	\$37.00
TM9700-04208	4200kg	8mm (5/16" - 3/8")	\$50.00
TM9700-07310	7300kg	10mm (3/8" - 1/2")	\$75.00
TM9700-10013	10,000kg	13mm (1/2" - 5/8")	\$185.00



LOAD RESTRAINT

FREIGHT CHARGES MAY APPLY. PRICES INCLUDE GST

MAGNETIC BASE DRILLING MACHINES

- Australia's most comprehensive range of magnetic base drilling machines, cutters and accessories.
- With our wide range of machine styles, sizes and designs, there is a Holemaker machine to suit every application.

- Reliable and durable European made machines
- Value for money that far exceeds any other brand on the market
- Over 20 different models of magnetic base drilling machines, stocked in Australia!
- Over 25 years of product development

NEW CORDLESS

HOLEMAKER PRO 35 18V CORDLESS MAGNETIC BASE DRILL

- Cordless, Compact & lightweight European Made Machine
- 18V Brushless motor technology
- CAS Battery platform
- Ideal for onsite & overhead tasks
- Unique dual rail slide system increases machine rigidity and improves cutter life
- Includes: 14, 18, 22mm cutters & pin 4Ah Lithium ion battery & Charger



•\$2799

PART NO.	CAPACITY	WEIGHT
HMPRO35-18VK1	35 x 52mm	11kg

HOLEMAKER PRO 35 MAGNETIC BASE DRILL

- Quality, Compact & Robust European Made Machine
- Lightweight, only 10kg!
- Ideal for onsite & overhead tasks
- Capacity (diameter) 35mm
- Capacity (depth) 52mm
- Gravity feed coolant system with magnetically attached bottle
- Low maintenance
- Dual rail slide system
- Plastic carry case



•\$1199

PART NO.	CAPACITY	WEIGHT
HMPRO35	35 x 52mm	10kg

HOLEMAKER PRO 42 MAGNETIC BASE DRILL

- Durable & Versatile European Made Machine
- Lightweight, only 12.5kg
- Large 165mm stroke
- Capacity (diameter) 42mm
- Capacity (depth) 52mm
- Gravity feed coolant system with magnetically attached bottle
- Optional twist drill chuck
- Plastic carry case



•\$1999

PART NO.	CAPACITY	WEIGHT
HMPRO42	42 x 52mm	12.5kg

HOLEMAKER PRO 36AD MAGNETIC BASE DRILL

- European made
- Ultra low profile
- 176mm constant working height
- Lightweight, only 9.5kg!
- Capacity (diameter) 36mm
- Capacity (depth) 30mm
- Utilises standard 3/4" shank cutters



•\$2599

PART NO.	CAPACITY	WEIGHT
HMPRO36AD	36 x 30mm	9.5kg

HOLEMAKER PRO 55 MAGNETIC BASE DRILL

- Durable & Versatile European Made Machine
- Lightweight, only 15.5kg
- Large 165mm stroke
- Capacity (diameter) 55mm
- Capacity (depth) 75mm
- Gravity feed coolant system with magnetically attached bottle
- Optional twist drill chuck
- Plastic carry case



•\$2699

PART NO.	CAPACITY	WEIGHT
HMPRO55	55 x 75mm	15.5kg

HOLEMAKER PRO 52-MT2 MAGNETIC BASE DRILL

- Versatile & Multi-Purpose, European Made Machine
- #2 Morse taper spindle, for use with drill chucks, taper shank drills, reamers etc., as well as annular cutters
- 2-speed gearbox
- Capacity (diameter) 52mm
- Capacity (depth) 52mm
- Lightweight - 16.5kg
- Plastic carry case



•\$2899

PART NO.	CAPACITY	WEIGHT
HMPRO52-MT2	52 x 52mm	16.5kg

HOLEMAKER PRO 65 MAGNETIC BASE DRILL

- A Steel Fabricators Work-Horse, designed just for use with Annular Cutters.
- Dual Rail slide system provides extremely good cutter life by minimising movement
- 2-speed gearbox
- Capacity (diameter) 65mm
- Capacity (depth) 75mm
- Powerful 1500W motor
- Lightweight, only 17kg
- Plastic case



•\$2999

PART NO.	CAPACITY	WEIGHT
HMPRO65	65 x 75mm	17kg

HOLEMAKER SPECIAL 60 MAGNETIC BASE DRILL

- #2 Morse taper
- European made
- Capacity (diameter) 60mm
- Capacity (depth) 75mm
- 23mm #2MT drill bit capacity
- M20 Tapping Capacity
- 2-speed variable & reversing
- Powerful 1500W Italian motor
- Electronic clutch
- Overload and overheat protection
- Tilt sensor
- 360-degree visual monitoring system
- Intuitive top mount control panel
- Very light weight 17kg



•\$4499

PART NO.	CAPACITY	WEIGHT
HMSPECIAL60	60 x 75mm	17kg

HOLEMAKER SPECIAL 80 MAGNETIC BASE DRILL

- #3 Morse taper spindle
- European made
- Capacity (diameter) 80mm
- Capacity (depth) 110mm
- 25mm #3MT drill bit capacity
- M24 Tapping capacity
- 2-speed variable & reversing
- Powerful 1500W Italian motor
- Electronic clutch
- Overload and overheat protection
- Tilt sensor
- 360-degree visual monitoring system
- Intuitive top mount control panel
- Very light weight 18kg



•\$4999

PART NO.	CAPACITY	WEIGHT
HMSPECIAL80	80 x 110mm	18kg

HOLEMAKER SPECIAL 110 MAGNETIC BASE DRILL

- #3 Morse taper spindle
- European made
- Capacity (diameter) 120mm
- Capacity (depth) 110mm
- 32mm #3MT drill bit capacity
- M30 Tapping capacity
- 4-speed variable & reversing
- Powerful 2150W Italian motor
- Electronic clutch
- Overload and overheat protection
- Tilt sensor
- 360-degree visual monitoring system
- Intuitive top mount control panel
- Very light weight 25kg



•\$5999

PART NO.	CAPACITY	WEIGHT
HMSPECIAL110	120 x 110mm	25kg

HOLEMAKER SPECIAL 140 MAGNETIC BASE DRILL

- #4 Morse taper spindle
- European made
- Capacity (diameter) 150mm
- Capacity (depth) 110mm
- 47mm #4MT drill bit capacity
- M42 Tapping capacity
- 4-speed variable reversing
- Powerful 2150W Italian motor
- Electronic clutch
- Overload and overheat protection
- Tilt sensor
- 360-degree visual monitoring system
- Intuitive top mount control panel
- Very light weight 31kg



•\$6999

PART NO.	CAPACITY	WEIGHT
HMSPECIAL140	150 x 110mm	31kg

HOLEMAKER GOLD SERIES ANNULAR CUTTERS

- Available in sizes 12 - 60mm diameter
- Available in 25, 50 & 75mm depth of cut
- Titanium nitride coating
- Universal shank
- M2AL high speed steel material
- Multi-cut geometry



FROM
•\$63

25MM DEPTH		
PART NO.	DIAMETER	PRICE
AT1225	12mm	\$63.00
AT1425	14mm	\$63.00
AT1625	16mm	\$69.00
AT1825	18mm	\$71.00
AT2025	20mm	\$76.00
AT2225	22mm	\$86.00
AT2425	24mm	\$95.00

FROM
•\$80

50MM DEPTH		
PART NO.	DIAMETER	PRICE
AT1250	12mm	\$80.00
AT1450	14mm	\$80.00
AT1650	16mm	\$84.00
AT1850	18mm	\$88.00
AT2050	20mm	\$100.00
AT2250	22mm	\$110.00
AT2450	24mm	\$120.00

ITM 125MM CAPACITY BANDSAW

- Swivel head
- 0° to 60° Mitre cutting capacity
- ON/OFF Trigger switch control
- Automatic shut-off at end of cut
- Emergency stop button
- Comes complete with blade
- Bed Height: 100mm
- Weight: 22 kg
- Made in Taiwan
- Blade Speeds: Variable 23 to 75 mpm
- Rectangular Capacity 90°: 120 x 120mm
- Square Cut Capacity 90°: 120 x 120mm
- Square Cut Capacity 45°: 70 x 70mm


.\$1150

PART NO.	BLADE SIZE	MOTOR
UE125DV	13mm x 0.65mm x 1440mm	300W Single Phase (240V)

ITM 300MM X 180MM CAPACITY BANDSAW

- Horizontal & vertical cutting bandsaw
- Swivel vice, 0° to 45°
- Hydraulic downfeed
- Incorporated recirculating coolant system.
- Non-voltage return ON/OFF switch & emergency stop switch
- Bed Height: 572mm
- Weight: 130kg
- Made in Taiwan
- Blade Speed: 4 Speed 22 / 33 / 45 / 65mpm
- Rectangular Capacity 90°: 300 x 180mm
- Square Cut Capacity 90°: 180 x 180mm
- Square Cut Capacity 45°: 110 x 110mm


.\$2095

PART NO.	BLADE SIZE	MOTOR
UE712A	19mm x 0.9mm x 2360mm	1.0hp Single Phase (240V)

ITM 170MM X 170MM CAPACITY SWIVEL HEAD BANDSAW

- Swivel head 0° to 60°
- Hydraulic down feed
- Blade Size: 19mm x 0.9mm x 2110mm
- Bed Height: 895mm
- Weight: 156kg
- Made in Taiwan
- Rectangular Capacity 90°: 210 x 95mm
- Square Cut Capacity 90°: 170 x 170mm
- Square Cut Capacity 45°: 110 x 110mm


.\$3295

PART NO.	BLADE SIZE	MOTOR
WP210SH-1	Single Speed 80 mpm	1hp Single Phase (240V)
WP210SH-3	2 Speed 40 / 80 mpm	1hp Three Phase (415V)

ITM 220MM X 220MM CAPACITY SWIVEL HEAD BANDSAW

- Swivel head 0° to 60°
- Hydraulic down feed
- Blade Size: 27mm x 0.9mm x 2460mm
- Bed Height: 840mm
- Weight: 216kg
- Made in Taiwan
- Rectangular Capacity 90°: 260 x 110mm
- Square Cut Capacity 90°: 215 x 215mm
- Square Cut Capacity 45°: 145 x 145mm


.\$3995

PART NO.	BLADE SIZE	MOTOR
WP270SH-1	Single Speed 80 mpm	1hp Single Phase (240V)
WP270SH-3	2 Speed 40 / 80 mpm	1hp Three Phase (415V)

ITM 260MM X 105MM CAPACITY 2-WAY SWIVEL HEAD BANDSAW

- Dual direction heavy-duty vice
- Incorporated recirculating coolant system
- Brass chip brush
- Adjustable material stop
- Safety emergency stop switch
- 2 way swivel head 0° to 60°(R), 0° to 45°(L)
- Hydraulic down feed
- Blade Size: 27mm x 0.9mm x 2460mm
- Bed Height: 900mm
- Weight: 285kg
- Made in Taiwan
- Rectangular Capacity 90°: 260 x 105mm
- Square Cut Capacity 90°: 215 x 215mm
- Square Cut Capacity 45°: 145 x 145mm


.\$5995

PART NO.	BLADE SIZE	MOTOR
WP275DS-1	Single Speed 72 mpm	1.5hp Single Phase (240V)
WP275DS-3	2 Speed 36 / 72 mpm	1.5hp Three Phase (415V)

ITM 310MM X 165MM CAPACITY 2-WAY SWIVEL HEAD BANDSAW

- 2 way swivel head 0° to 60°(R), 0° to 45°(L)
- Hydraulic down feed
- Incorporated recirculating coolant system
- Brass chip brush
- Adjustable material stop
- Safety emergency stop switch.
- Blade Speed: 2 Speed 36 / 72mpm
- Bed Height: 895mm
- Weight: 302kg
- Made in Taiwan
- Rectangular Capacity 90°: 310 x 165mm
- Square Cut Capacity 90°: 235 x 235mm
- Square Cut Capacity 45°: 185 x 185mm


.\$7995

PART NO.	BLADE SIZE	MOTOR
WP310DS-3	27mm x 0.9mm x 2725mm	2.0hp Three Phase (415V)

ITM 350MM X 250MM CAPACITY BANDSAW

- 2 way swivel head 0° to 60°(R), 0° to 45°(L)
- Hydraulic down feed
- Blade Speed: 2 Speed 36 / 72mpm
- Bed Height: 890mm
- Weight: 410kg
- Made in Taiwan
- Recirculating coolant system.
- Brass chip brush
- Safety emergency stop switch
- Rectangular Capacity 90°: 350 x 250mm
- Square Cut Capacity 90°: 260 x 260mm
- Square Cut Capacity 45°: 165 x 165mm



•\$9995

PART NO.	BLADE SIZE	MOTOR
WE350DS	27mm x 0.9mm x 3160m	2.0hp Three Phase (415V)

ITM 350MM X 250MM CAPACITY SEMI-AUTO BANDSAW

- Semi-automatic function
- 2 way swivel head 0° to 60°(R), 0° to 45°(L)
- Dual direction heavy-duty vice
- Hydraulic blade tension gauge
- Recirculating coolant system
- Brass chip brush
- Remote emergency stop non-voltage return safety switch
- Bed Height: 890mm
- Weight: 530kg
- Made in Taiwan
- Blade Speed: 2 Speed 36 / 72mpm
- Rectangular Capacity 90°: 350 x 250mm
- Square Cut Capacity 90°: 260 x 260mm
- Square Cut Capacity 45°: 165 x 165mm



•\$12,995

PART NO.	BLADE SIZE	MOTOR
WE350DSA-3	27mm x 0.9mm x 3160mm	2.0hp Three Phase (415V)

ITM 350MM COLD CUT SAW PRO KIT - CERMET

- ✓ Stainless Steel ✓ Mild Steel ✓ Aluminium
- ✓ Thin Material ✓ Thick Material
- 2 Blade kit
 - 66 tooth T.C.T. blade
 - 110 tooth cermet carbide blade for stainless steel
- Saves time & money giving cool cuts that need little to no finishing, eliminating any need for grinding or cool down time.
- Fully enclosed retractable guard increases user safety
- Heavy-duty vice: 90° - 45°
- Pipe vice attachment
- Maximum material dimensions:
 - 90° - 120 x 120mm
 - 45° - 120 x 90mm



• \$995

PART NO.	CAPACITY	WEIGHT
S14-PROKIT	1450rpm	3.0hp Single Phase (240V)

ITM 350MM CERMET CARBIDE TIPPED BLADES

- Up to 3 times longer life than standard metal cutting T.C.T. blades
- Saves time & money, giving cool cuts that need little to no finishing
- Cuts mild steel & stainless



FROM
•\$259

PART NO.	TEETH	DESCRIPTION	PRICE
SSBL350-CERMET64	64	General Use	\$259
SSBL350-CERMET110	110	Thin Materials	\$289

ITM ROLLER CONVEYORS

- Conveyor lengths and stands sold separately
- ITM recommends 2 stands per conveyor for 1.5m length, and 3 stands for 3.0m length
- End stops also available (pictured)



• \$610

3000MM LENGTH

PART NO.	ROLLER WIDTH	ROLLER DIAMETER	CAPACITY PER ROLLER	PRICE
RS300X3	300mm	50mm	150kg	\$610
RS450X3	450mm	50mm	110kg	\$760
RS600X3	600mm	60mm	100kg	\$1,020

STANDS

- Adjustable Height 715mm to 1050mm

PART NO.	WIDTH	PRICE
RS300	300mm	\$115
RS450	450mm	\$120
RS600	600mm	\$135

ITM SINGLE ROLLER CONVEYORS

- 51mm Roller diameter
- 800kg Weight capacity



• \$185

PART NO.	ROLLER WIDTH	ADJUSTABLE HEIGHT	NUMBER ROLLERS	PRICE
RS-002	352mm	580 - 980mm	1	\$185
RS-005	128mm	560 - 960mm	2	\$185

MACC 250MM X 155MM BANDSAW

- Swivel head 0° to 60°
- Hydraulic down feed
- Made in Italy
- Weight: 230kg
- Recirculating coolant system
- Blade Size: 27mm x 0.9mm x 2450mm
- Rectangular Capacity 90°: 250 x 155mm
- Square Cut Capacity 90°: 215 x 215mm
- Square Cut Capacity 45°(R): 150 x 150mm


•\$7,995


PART NO.	BLADE SPEED	MOTOR
MB-280CSO-1	Single Speed 64 mpm	1.5hp Single Phase (240V)
MB-280CSO-3	2 Speed 32 / 66 mpm	1.5hp Three Phase (415V)

MACC 300MM X 170MM BANDSAW

- Swivel head 0° to 60°
- Hydraulic down feed
- Weight: 320kg
- Recirculating coolant system
- Blade Size: 27mm x 0.9mm x 2825mm
- Rectangular Capacity 90°: 300 x 170mm
- Square Cut Capacity 90°: 220 x 220mm
- Square Cut Capacity 45°(R): 180 x 180mm


•\$10,995


PART NO.	BLADE SPEED	MOTOR
MB-320CSO-1	Single Speed 69 mpm	1.5hp Single Phase (240V)
MB-320CSO-3	2 Speed 35 / 71 mpm	1.5hp Three Phase (415V)

MACC 330MM X 220MM BANDSAW

- Swivel head 0° to 60°
- Hydraulic down feed
- Blade Size: 19mm x 0.9mm x 2110mm
- Bed Height: 895mm
- Weight: 156kg
- Made in Taiwan
- Rectangular Capacity 90°: 210 x 95mm
- Square Cut Capacity 90°: 170 x 170mm
- Square Cut Capacity 45°: 110 x 110mm


•\$12,995


PART NO.	BLADE SPEED	MOTOR
MB-335CSO-1	Single Speed 75 mpm	1.5hp Single Phase (240V)
MB-335CSO-3	2 Speed 38 / 78 mpm	1.5hp Three Phase (415V)

MACC SEMI-AUTOMATIC 330MM X 220MM BANDSAW

- Swivel head 0° to 60°
- Hydraulic down feed
- Blade Size: 19mm x 0.9mm x 2110mm
- Bed Height: 895mm
- Weight: 156kg
- Made in Taiwan
- Rectangular Capacity 90°: 260 x 110mm
- Square Cut Capacity 90°: 215 x 215mm
- Square Cut Capacity 45°: 145 x 145mm


•\$16,995


PART NO.	BLADE SPEED	MOTOR
MB-335MS-3	2 Speed 38 / 78 mpm	1.5hp Three Phase (415V)

MACC 400MM X 200MM BANDSAW

- 2 way swivel head 0° to 60° Right, 0° to 45° Left
- Dual direction heavy-duty vice
- Hydraulic down feed
- Weight: 530kg
- Recirculating coolant system
- Blade Size: 27mm x 0.9mm x 3200mm
- Rectangular Capacity 90°: 400 x 200mm
- Square Cut Capacity 90°: 280 x 280mm
- Square Cut Capacity 45° (R): 220 x 220mm


•\$15,995


PART NO.	BLADE SPEED	MOTOR
MB411CSO-3	2 Speed 38 / 77 mpm	2.0hp Three Phase (415V)

MACC SEMI-AUTOMATIC 400MM X 200MM BANDSAW

- Semi-Auto Functions
- 2 way swivel head 0° to 60° Right, 0° to 45° Left
- Dual direction heavy-duty vice
- Weight: 575kg
- Recirculating coolant system
- Blade Size: 27mm x 0.9mm x 3200mm
- Rectangular Capacity 90°: 400 x 200mm
- Square Cut Capacity 90°: 280 x 280mm
- Square Cut Capacity 45° (R): 220 x 220mm


•\$19,995


PART NO.	BLADE SPEED	MOTOR
MB411MS-3	2 Speed 38 / 78 mpm	2.0hp Three Phase (415V)

MACC SEMI-AUTOMATIC 550MM X 400MM BANDSAW

- Semi-Auto Functions
- 2 way swivel head
0° to 60° Right, 0° to 45° Left
- Dual direction heavy-duty vice
- Weight: 820kg
- Recirculating coolant system
- Blade Size:
34mm x 1.1mm x 3410mm
- Rectangular Capacity 90°: 550
x 400mm
- Square Cut Capacity 90°: 400
x 400mm
- Square Cut Capacity 45° (R):
380 x 380mm



.\$29,995

PART NO.	BLADE SPEED	MOTOR
MB-420DI-3	Variable Speed 22 - 73 mpm	2hp Three Phase (415V)

MACC SEMI-AUTOMATIC 620MM X 450MM BANDSAW

- Semi-Auto Functions
- 2 way swivel head
0° to 60° Right, 0° to 45° Left
- Dual direction heavy-duty vice
- Weight: 1250kg
- Recirculating coolant system
- Blade Size:
34mm x 1.1mm x 5270mm
- Rectangular Capacity 90°: 620
x 450mm
- Square Cut Capacity 90°: 450 x
450mm
- Square Cut Capacity 45° (R): 400
x 430mm



.\$33,995

PART NO.	BLADE SPEED	MOTOR
MB-650DI-3	Variable Speed 23 - 95 mpm	2.95hp Three Phase (415V)

MACC 250MM SWIVEL HEAD COLDSAW

- Round Cut Capacity 90°: 70mm
- Round Cut Capacity 45°: 65mm
- Swivel head 45° left & right
- Double vice
- Blade Size: 250mm
- Blade Bore: 32mm
- Weight: 83kg
- Made in Italy

Includes blade



.\$3095

PART NO.	BLADE SPEED	MOTOR
MC-NEW250DV-1	Single Speed 40rpm	1.2hp Single Phase (240V)
MC-NEW250DV-3	2 Speed 40 / 80rpm	1.75hp Three Phase (415V)

MACC 300MM SWIVEL HEAD COLDSAW

- Round Cut Capacity 90°: 90mm
- Round Cut Capacity 45°: 90mm
- Swivel head 45° left & right
- Blade Size: 300mm
- Blade Bore: 32mm
- Weight: 98kg

Includes blade



.\$3395

PART NO.	BLADE SPEED	MOTOR
MC-TRS300-1	Single Speed 40rpm	2hp Single Phase (240V)
MC-TRS300-3	2 Speed 40 / 80rpm	3hp Three Phase (415V)

MACC 315MM SWIVEL HEAD COLDSAW

- Round Cut Capacity 90°: 90mm
- Round Cut Capacity 45°: 80mm
- Swivel head 45° left & right
- Double vice
- Electric coolant pump
- Blade Size: 315mm
- Blade Bore: 32mm
- Weight: 165kg



.\$4995

PART NO.	BLADE SPEED	MOTOR
MC-TRS315EDV-1	Single Speed / 40rpm	2hp / Single Phase (240V)
MC-TRS315EDV-3	2 Speed Slow / 20 / 40rpm	3hp / Three Phase (415V)

MACC 350MM SWIVEL HEAD COLDSAW

- Round Cut Capacity 90°: 110mm
- Round Cut Capacity 45°: 90mm
- Swivel head 45° left & right
- Electric coolant pump
- Blade Size: 350mm
- Blade Bore: 32mm

Includes blade



.\$6295

PART NO.	BLADE SPEED	MOTOR
MC-NEW350E-3	2 Speed 20 / 40rpm	3.2hp Three Phase (415V)

BELT DRIVE BENCH & PEDESTAL DRILLS

Features

- Quality casting, construction & componentry
- Emergency stop
- N.V.R. safety switch

Each unit supplied with:

- Chuck safety guard
- Drill chuck & arbor
- Drill drift (on MT models)

ITM 13MM CAPACITY BENCH DRILL PRESS

- 13mm capacity
- 13mm B16 chuck
- 375W (1/2hp) 240V motor
- 5 speed
- 260mm swing
- 200 x 200mm table size
- 680mm height
- 23.3kg weight



• \$369

PART NO.	MOTOR	WEIGHT
TD1013	375W	23.3kg

ITM 16MM CAPACITY BENCH DRILL PRESS

- 16mm capacity
- 16mm B16 chuck
- #2 MT Spindle
- 375W (1/2hp) 240V motor
- 16 speed
- 325mm swing
- 290 x 290mm table size
- 980mm height
- 43kg weight



• \$549

PART NO.	MOTOR	WEIGHT
TD1316	375W	43kg

ITM 16MM CAPACITY PEDESTAL DRILL PRESS

- 16mm capacity
- 16mm B16 chuck
- #2 MT Spindle
- 550W (3/4hp) 240V motor
- 16 speed
- 325mm swing
- 290 x 290mm table size
- 1580mm height
- 50kg weight



• \$595

PART NO.	MOTOR	WEIGHT
TD1316F	550W	50kg

ITM 20MM CAPACITY PEDESTAL DRILL PRESS

- 20mm capacity
- 20mm B22 chuck
- #3 MT Spindle
- 750W (1hp) 240V motor
- 12 speed
- 360mm swing
- 290 x 290mm table size
- 1600mm height
- 64kg weight



• \$749

PART NO.	MOTOR	WEIGHT
TD1420F	750W	64kg

ITM 25MM CAPACITY PEDESTAL DRILL PRESS

- 25mm capacity
- 20mm B22 chuck
- #3 MT Spindle
- 1500W (2hp) 240V motor
- 12 speed
- 450mm swing
- 350 x 350mm table size
- 1710mm height
- 101kg weight



• \$1195

PART NO.	MOTOR	WEIGHT
TD1825F	1500W	101kg

ITM 32MM CAPACITY PEDESTAL DRILL PRESS

- 32mm capacity
- 20mm B22 chuck
- #4 MT Spindle
- 1500W (2hp) 240V motor
- 12 speed
- 510mm swing
- 420 x 480mm table size
- 1710mm height
- 114kg weight



• \$1449

PART NO.	MOTOR	WEIGHT
TD2032F	1500W	114kg

PORTABLE VENTILATORS

- Suitable for air/fume extraction or blowing fresh air
- Ideal ventilation for workshops and confined areas
- Large capacity motor creating a very high flow rate
- Specially designed axial propeller

- High static pressure
- Machine & 5 metre duct sold separately or as a set



ITM 200MM PORTABLE VENTILATOR SET

- Ventilator Set Includes Ventilator & Ducting
- Flow Rate: 25m³/min
- Motor: 150w 240V
- Noise 20cm From Cover: 81dBA
- Weight: 9.0kg



SET
• \$250

PART NO.	DESCRIPTION	Price
TPV200SET	200mm Ventilator and Ducting Set	\$250.00
TPV200	200mm Ventilator	\$205.00
TPV200DUCT	200mm Ducting	\$68.00

ITM 300MM PORTABLE VENTILATOR SET

- Ventilator Set Includes Ventilator & Ducting
- Flow Rate: 60m³/min
- Motor: 550w 240V
- Noise 20cm From Cover: 90dBA
- Weight: 13.0kg



SET
• \$315

PART NO.	DESCRIPTION	Price
TPV300SET	300mm Ventilator and Ducting Set	\$315.00
TPV300	300mm Ventilator	\$230.00
TPV300DUCT	300mm Ducting	\$92.00

ITM 400MM PORTABLE VENTILATOR SET

- Ventilator Set Includes Ventilator & Ducting
- Flow Rate: 128m³/min
- Motor: 1500W 240V
- 15A plug
- Noise 20cm From Cover: 103dBA
- Weight: 35.0kg



SET
• \$965

PART NO.	DESCRIPTION	Price
TPV400SET	400mm Ventilator and Ducting Set	\$965.00
TPV400	400mm Ventilator	\$835.00
TPV400DUCT	400mm Ducting	\$165.00

ITM 500MM PORTABLE VENTILATOR SET

- Ventilator Set Includes Ventilator & Ducting
- Flow Rate: 138m³/min
- Motor: 1500w 240V
- 15A plug
- Noise 20cm From Cover: 97dBA
- Weight: 41.0kg



SET
• \$1170

PART NO.	DESCRIPTION	Price
TPV500SET	500mm Ventilator and Ducting Set	\$1170.00
TPV500	500mm Ventilator	\$1030.00
TPV500DUCT	500mm Ducting	\$205.00

ITM 600MM PORTABLE VENTILATOR SET

- Ventilator Set Includes Ventilator & Ducting
- Blade Diameter: 600mm
- Flow Rate: 290m³/min
- Motor: 2200W 240V
- 15A plug
- Speed: 1450rpm
- Noise 20cm From Cover: 102dBA
- Weight: 69.0kg



SET
• \$1610

PART NO.	DESCRIPTION	Price
TPV600SET	600mm Ventilator and Ducting Set	\$1610.00
TPV600	600mm Ventilator	\$1420.00
TPV600DUCT	600mm Ducting	\$245.00

ITM INDUSTRIAL WORKSHOP FANS

- Quality robust construction designed for everyday use in industrial workshops
- Zinc coated mesh
- Powder coated steel frame
- High output & quiet running
- 3 speed motor
- Oscillating function



FROM
• \$179

PART NO.	DESCRIPTION	Price
TWF30	750mm Diameter Wall Mount Fan	\$179.00
TPF30	750mm Diameter Pedestal Fan	\$209.00

HONDA POWERED PETROL PRESSURE WASHERS

- Powered by Australian approved Honda Engines
- Renowned Annovi Reverberi pumps
- Puncture proof solid treaded wheels
- Heavy-duty powder coated frame
- EPA & EMC certified
- Steel braided hoses
- Quick connect spray tips
- 2-Year trade warranty
- 3-Year Honda engine warranty

POWERED by
HONDA



ANNOVI
REVERBERI
PUMP



ITM 2500PSI, 5.5HP PETROL PRESSURE WASHER

- 5.5hp Genuine Honda GP160 engine, assembled to machine in Australia
- Max Pressure: 2500psi (172 Bar)
- Max Flow Rate: 8.7 L/min
- Displacement: 163cc
- Fuel Tank: 3.1Ltr
- Start Type: Recoil
- Pump type: AR Axial Pump
- Quick connect nozzles: 15°, 25°, 40°, Soap



•\$1149

PART NO.	ENGINE	HOSE LENGTH
TM542-2500	5.5hp GP160	7.6m

ITM 3200PSI, 6.5HP PETROL PRESSURE WASHER

- 6.5hp Genuine Honda GX200 engine, assembled to machine in Australia
- Max Pressure: 3200psi (220 Bar)
- Max Flow Rate: 9.5 L/min
- Displacement: 196cc
- Fuel Tank: 3.6Ltr
- Start Type: Recoil
- Pump type: AR Axial Pump
- Quick connect nozzles: 0°, 15°, 25°, 40°, Soap



•\$1499

PART NO.	ENGINE	HOSE LENGTH
TM542-3200	6.5hp GX200	10m

ITM 4200PSI, 13HP PETROL PRESSURE WASHER

- 13hp Genuine Honda GX390 engine, assembled to machine in Australia
- Max Pressure: 4200psi (290 Bar)
- Max Flow Rate: 15.1 L/min
- Displacement: 389cc
- Fuel Tank: 6.1Ltr
- Start Type: Recoil
- Pump type: AR Triplex Pump
- Quick connect nozzles: 0°, 15°, 25°, 40°, Soap



•\$2599

PART NO.	ENGINE	HOSE LENGTH
TM542-4200	13hp GX390	15m

ITM 4200PSI SURFACE CLEANING KIT

- Package including 4200psi Honda Powered Pressure Washer, plus 21" Surface Cleaner
- Dual stainless steel water jets
- 4 solid swivel castor wheels
- 13hp Honda GX390 engine
- Max Pressure 4200psi
- AR Triplex Pump
- Quick connect nozzles: 0°, 15°, 25°, 40°, Soap



•\$3449

PART NO.	ENGINE	HOSE LENGTH
TM542-4200K1	13hp GX390	15m

ITM POWERED PETROL PRESSURE WASHERS

- Puncture proof wheels
- Heavy-duty powder coated frames with non-marking rubber bumper
- 1.6L on-board soap tanks
- 5 Quick connect spray tips
- 2-year trade warranty



ITM 3200PSI, 7HP PETROL PRESSURE WASHER

- High quality 212cc industrial engine
- Engine Horse Power: 7hp
- Max Pressure: 3200psi (220 Bar)
- Max Flow Rate: 9.5 L/min
- Displacement: 212cc
- Fuel Tank: 3.3Ltr
- Start Type: Recoil
- Pump type: 3 Piston Axial Cam Pump
- Quick connect nozzles: 0°, 15°, 25°, 40°, Soap



• \$739

PART NO.	ENGINE	HOSE LENGTH
TM540-3200	7hp / 212cc	7.6m

ITM 3800PSI, 8HP PETROL PRESSURE WASHER

- High quality 274cc industrial engine
- Engine Horse Power: 8hp
- Max Pressure: 3800psi (262 Bar)
- Max Flow Rate: 13.2 L/min
- Displacement: 274cc
- Fuel Tank: 5Ltr
- Start Type: Recoil
- Pump type: 3 Piston Triplex pump with brass head
- Quick connect nozzles: 0°, 15°, 25°, 40°, Soap and turbo nozzle



•\$1499

PART NO.	ENGINE	HOSE LENGTH
TM540-3800	8hp / 274cc	15m

SURFACE CLEANERS

ITM 380MM SURFACE CLEANER

- For use with 3/8" Quick-Connect petrol pressure washer lances
- Strong PP housing
- Tough bristle brush edge prevents water from splashing



• \$189

PART NO.	HEAD DIAMETER	MAX PRESSURE
TM541-015	380mm (15")	3,200psi (220Bar)

ITM 535MM SURFACE CLEANER WITH WHEELS

- High quality ABS casing
- Dual stainless steel water jets
- Max pressure 4200PSI
- 4 solid swivel castor wheels
- Bristle edge protection prevents water and debris from flicking up
- Ergonomic handle design
- For use with 3/8" Quick-Connect petrol pressure washer



• \$899

PART NO.	HEAD DIAMETER	MAX PRESSURE
TM541-021	535mm (21")	4,200psi (290Bar)

INVERTER GENERATORS

- ITM Inverter Generators are equipped with an industrial grade engine with a sophisticated 3 way cooling system to lower the running temperature and extend engine life. A large volume muffler increases fuel efficiency and reduces noise and a permanent magnet inverter with E.S.C. (Engine Smart Control) intelligently controls rpm to further reduce noise and fuel consumption giving the ideal pure sine wave generator for the tradesman.

- Engine Smart Control (E.S.C.)
- Pure sine-wave power
- 3 in 1 Multi-function control
- Robust construction
- Low oil sensor
- Meets E.P.A. pollution standards
- Parallel connection capable



ITM 1800 WATT INVERTER GENERATOR

- 1,800 Max Watts
- 1,600 Rated Watts
- 52 - 59 dB Noise Level
- 1x 15A, 2x USB Outlet
- 7 Hours Running Time - 50% Load
- Recoil Starting System
- Parallel connection cable included



• \$1099



PART NO.	SIZE	NET WEIGHT
TM523-1800	50cm L x 28.5cm W x 46cm H	21kg

ITM 3300 WATT INVERTER GENERATOR

- 3,300 Max Watts
- 2,500 Rated Watts
- 52 - 59 dB Noise Level
- 2x 15A, 2x USB Outlet
- 4.5 Hours Running Time - 50% Load
- Recoil Starting System



• \$1499



PART NO.	SIZE	NET WEIGHT
TM523-3300	59cm L x 34cm W x 47cm H	27kg

ITM 4500 WATT INVERTER GENERATOR

- 4,500 Max Watts
- 3,500 Rated Watts
- 52 - 59 dB Noise Level
- 2x 15A, 2x USB Outlet
- 8 Hours Running Time - 50% Load
- Electric / Recoil Starting System



• \$1999



PART NO.	SIZE	NET WEIGHT
TM523-4500	58cm L x 44cm W x 51cm H	45kg

ITM 7000 WATT INVERTER GENERATOR

- 7,000 Max Watts
- 6,500 Rated Watts
- 52 - 59 dB Noise Level
- 2x 15A, 1x 30A, 2x USB Outlet
- 10 Hours Running Time - 50% Load
- Electric / Recoil Starting System
- Bluetooth Control: Start/Stop from mobile phone via APP



• \$3999



PART NO.	SIZE	NET WEIGHT
TM523-7000	96cm L x 76cm W x 77cm H	130kg



GENERATORS

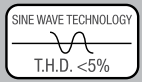
FREIGHT CHARGES MAY APPLY. PRICES INCLUDE GST

CONSTRUCTION SERIES GENERATORS

- The Construction Series models have a simple push button electric start (battery included) with a convenient remote control which is perfect for the large property or worksite where the generator may not be close to the tool being powered.

- Powerful 4 stroke OHV engines
- Low oil sensor
- Digital multimeter display
- Large capacity fuel tanks
- 2-year trade warranty

- A.V.R. (Automatic Voltage Regulator)
- T.H.D. (Total Harmonic Distortion) of <5%



ITM 4KVA CONSTRUCTION SERIES GENERATOR

- Engine HP: 6HP
- KVA: 2.8
- Max Watts: 2,300
- Rated Watts: 2,000
- Noise @ 7m Full Load: 75dB
- Outlets: 2 x 15A
- Fuel Tank: 15L
- Running Time - 50% Load: 19 hours
- Starting System: Recoil
- Handle & Wheel Kit: No



.\$1449

PART NO.	SIZE	NET WEIGHT
TM520-3400	59.5cm L x 46.5cm W x 47cm H	54kg

ITM 6.8KVA CONSTRUCTION SERIES GENERATOR

- Engine HP: 13HP
- KVA: 6.8
- Max Watts: 5,500
- Rated Watts: 5,000
- Noise @ 7m Full Load: 78dB
- Outlets: 2 x IP66 15A
- Fuel Tank: 25L
- Running Time - 50% Load: 13 hours
- Starting System: Electric w/ Remote
- Handle & Wheel Kit: Yes



.\$2129

PART NO.	SIZE	NET WEIGHT
TM520-5500	69.5cm L x 54.5cm W x 56cm H	83kg

ITM 8.1KVA CONSTRUCTION SERIES GENERATOR

- Engine HP: 15HP
- KVA: 8.1
- Max Watts: 6,500
- Rated Watts: 6,000
- Noise @ 7m Full Load: 79dB
- Outlets: 2 x IP66 15A
- Fuel Tank: 25L
- Running Time - 50% Load: 12 hours
- Starting System: Electric w/ Remote
- Handle & Wheel Kit: Yes



.\$2349

PART NO.	SIZE	NET WEIGHT
TM520-6500	69.5cm L x 54.5cm W x 56.5cm H	88kg

ITM 10KVA CONSTRUCTION SERIES GENERATOR

- Engine HP: 17HP
- KVA: 10
- Max Watts: 8,000
- Rated Watts: 7,500
- Noise @ 7m Full Load: 80dB
- Outlets: 2 x IP66 15A
- Fuel Tank: 25L
- Running Time - 50% Load: 10 hours
- Starting System: Electric w/ Remote
- Handle & Wheel Kit: Yes



.\$2599

PART NO.	SIZE	NET WEIGHT
TM520-8000	69.5cm L x 54.5cm W x 56.5cm H	95kg

PETROL GENERATORS

- High-quality Honda powered engines
- All models come complete with, IP66 rated power outlets and R.C.D. (Residual Current Device), the Construction Series Generators are perfect for the professional tradesman needing a tough yet reliable

- source of power
- Powerful 4 stroke O.H.V. engines
- Low oil sensor
- 2-year trade warranty
- A.V.R. (Automatic Voltage Regulator)

POWERED by **HONDA**



ITM 3.75KVA PETROL GENERATOR

- 3000 Max Watts
- 2800 Rated Watts
- 1 x IP66 15A Outlet
- GX200 Engine Model
- 3.6L Fuel Tank
- 4.5 Hours Running Time
- Handle & Wheel Kit Included



.\$1299

PART NO.	ENGINE	NET WEIGHT
TM522-3000	6.5hp GX200	47kg

ITM 7.5KVA PETROL GENERATOR

- 6000 Max Watts
- 5500 Rated Watts
- 2 x IP66 15A Outlet
- Digital multimeter display
- Heavy-duty wheel & handle kit
- GX390 Engine Model
- 25L Large Capacity Fuel Tank
- 13 Hours Running Time



.\$2499

PART NO.	ENGINE	NET WEIGHT
TM522-6000	13hp GX390	80kg

INDUSTRIAL SERIES AIR COMPRESSORS

- Durable copper wound motors
- Full brass non-return valve
- Soft start valve
- Condor pressure switches

- Certified safety valves
- 145psi (10 bar) maximum pressure
- AS1210 Approved tanks
- Thermal overload protection

- Includes filter regulator with one-touch "Nitto style" couplers
- 200mm Solid rubber wheels
- 3-year pump warranty



COMPRESSORS

ITM 2.5HP, DIRECT DRIVE AIR COMPRESSOR

- Ideal builder's compressor
- Single cast-iron cylinder pump with aluminium head
- 145psi (10bar) Max. Pressure



• \$599

PART NO.	TANK SIZE	MOTOR TYPE	FAD
TM350-25050	50L	240V 10Amp	175 L/Min

ITM 2.2HP, BELT DRIVE AIR COMPRESSOR

- Ideal builder's compressor
- V-twin cast-iron cylinder pump with aluminium heads
- Slimline air filters
- 145psi (10bar) Max. Pressure



• \$899

PART NO.	TANK SIZE	MOTOR TYPE	FAD
TM351-22050	50L	240V 10Amp	185 L/Min

ITM 2.5HP, BELT DRIVE AIR COMPRESSOR

- V-twin cast-iron cylinder pump with aluminium heads
- Large capacity tank
- 145psi (10bar) Max. Pressure



• \$999

PART NO.	TANK SIZE	MOTOR TYPE	FAD
TM351-25060	60L	240V 10Amp	257 L/Min

ITM 2.5HP, BELT DRIVE AIR COMPRESSOR

- Ideal builder's compressor
- Single cast-iron cylinder pump with aluminium head
- Large capacity tank
- 145psi (10bar) Max. Pressure



• \$1179

PART NO.	TANK SIZE	MOTOR TYPE	FAD
TM351-25090	90L	240V 10Amp	257 L/Min

ITM 3HP, BELT DRIVE AIR COMPRESSOR

- Ideal for commercial applications
- Cast-iron single cylinder pump with aluminium head
- 145psi (10bar) Max. Pressure



• \$1049

PART NO.	TANK SIZE	MOTOR TYPE	FAD
TM351-30050	50L	240V 15Amp	318 L/Min

ITM 3HP, BELT DRIVE AIR COMPRESSOR

- Ideal for commercial applications
- Cast-iron triple cylinder pump with aluminium heads
- Large capacity tank
- 145psi (10bar) Max. Pressure



• \$1299

PART NO.	TANK SIZE	MOTOR TYPE	FAD
TM351-30060	60L	240V 15Amp	328 L/Min

ITM 3HP, BELT DRIVE AIR COMPRESSOR

- Ideal for commercial applications
- Cast-iron triple cylinder pump with aluminium heads
- Large capacity tank
- 145psi (10bar) Max. Pressure



• \$1429

PART NO.	TANK SIZE	MOTOR TYPE	FAD
TM351-30090	90L	240V 15Amp	318 L/Min

ITM 5.5HP PETROL POWERED BELT DRIVE AIR COMPRESSOR

- Powered by a 5.5hp Honda GX160 4 stroke OHV petrol engine
- Cast-iron single cylinder pump with aluminium head
- Automatic idle control
- 145psi (10bar) Max. Pressure



• \$2299

POWERED by HONDA

PART NO.	TANK SIZE	ENGINE TYPE	FAD
TM352-55060	60L	5.5hp Petrol Honda	355 L/Min

FREIGHT CHARGES MAY APPLY. PRICES INCLUDE GST

STATIONARY COMPRESSORS

- Cast-iron cylinder with aluminium heads
- Powerful and efficient induction motors
- Soft start valve for electric motor protection
- Thermal overload protection with manual reset
- Full brass non-return valve
- Certified safety valve
- Reliable Condor pressure switch
- Includes twin outlet one-touch "Nitto style" connectors

ITM 5.5HP STATIONARY BELT DRIVE AIR COMPRESSOR

- Ideal for commercial workshops
- Twin cast iron cylinder pump with aluminium head
- Soft start
- Large 200L tank
- FAD 507 l/min
- 145psi (10bar) Max Pressure



.\$2699

PART NO.	TANK SIZE	MOTOR TYPE	FAD
TM353-55200	200L	5.5hp 415V	507 L/Min

ITM 7.5HP STATIONARY BELT DRIVE AIR COMPRESSOR

- Ideal for commercial workshops
- Triple cast iron cylinder pump with aluminium head
- Soft start
- Large 270L tank
- FAD 704 l/min
- 145psi (10bar) Max Pressure



.\$3599

PART NO.	TANK SIZE	MOTOR TYPE	FAD
TM353-75270	270L	7.5hp 415V	704 L/Min

ITM 10HP STATIONARY BELT DRIVE AIR COMPRESSOR

- Ideal for commercial workshops
- Triple cast iron cylinder pump with aluminium head
- Soft start
- Large 270L tank
- FAD 1143 l/min
- 145psi (10bar) Max Pressure



.\$3999

PART NO.	TANK SIZE	MOTOR TYPE	FAD
TM353-10270	270L	10hp 415V	1143 L/Min

ROTARY SCREW COMPRESSORS

- Complete ready to go package with screw, tank, dryer and pre/post filters included.
- Fully sealed cabinet with soundproofing and noise-reducing partitions to minimise noise.
- Extra large surface cooler allows unit to operate at ambient temperatures up to 46° C.
- Premium filtration with ultra low oil carry over meaning less contamination resulting in cleaner air.
- New generation Air End design together with precision manufacturing
- Intelligent control system with self-service timing management.
- All the main components are easily accessible, ensuring fast and simple maintenance.
- Warranty: 2 Years on pump and 1 year on all other components.
- Nationwide service and warranty supported by Air Technology Group and ITM service network.

ITM 10HP ROTARY SCREW COMPRESSOR

- Tank Capacity: 270 L
- Max Pressure: 147 psi (10 bar)
- Free Air Delivery: 1080 L/min (38cfm)
- Noise: 66 dBA
- Compressor Dimensions: 1540 x 750 x 1440mm
- Weight: 358kg



.\$12,500

PART NO.	TANK SIZE	MOTOR	FAD
TM356-10270	270L	7.5kW 415V	1080 L/Min

ITM 15HP ROTARY SCREW COMPRESSOR

- Tank Capacity: 500 L
- Max Pressure: 147 psi (10 bar)
- Free Air Delivery: 1620 L/min (57cfm)
- Noise: 72 dBA
- Compressor Dimensions: 1880 x 650 x 1580mm
- Weight: 465kg



.\$13,500

PART NO.	TANK SIZE	MOTOR	FAD
TM356-15500	500L	11kW 415V	1620 L/Min

ITM 20HP ROTARY SCREW COMPRESSOR

- Tank Capacity: 500 L
- Max Pressure: 147 psi (10 bar)
- Free Air Delivery: 1980 L/min (70cfm)
- Noise: 73 dBA
- Compressor Dimensions: 1880 x 650 x 1580mm
- Weight: 465kg



.\$14,500

PART NO.	TANK SIZE	MOTOR	FAD
TM356-20500	500L	15kW 415V	1980 L/Min

ALUMINIUM TWIN TANK AIR COMPRESSORS

- Perfect for nailing applications
- Powerful 4 pole induction motors
- Oil free pumps for virtually maintenance free operation
- Very quiet, ideal for indoor use
- Light weight aircraft aluminium alloy tanks

- Compact and portable design
- Max pressure: 135 psi (9.3 bar)
- One-touch "Nitto style" couplers
- 3-year complete warranty



X-LITE 1HP ALUMINIUM TWIN TANK SILENCED NAILING COMPRESSOR

- Tank size: 10L
- Will run 1x framing or 2x finishing nailers continuously
- Ultra compact design fits in utes with hard cover
- 135psi (9.3bar) Max. Pressure
- 60dB Noise



• \$499

X-LITE 2HP ALUMINIUM TWIN TANK SILENCED NAILING COMPRESSOR

- Tank size: 16L
- Will run 2x framing or 3x finishing nailers continuously
- Ultra compact design fits in utes with hard cover
- 135psi (9.3bar) Max. Pressure
- 67dB Noise



• \$599



PART NO.	FAD	WEIGHT
TM350-10010	62 L/min	19kg

PART NO.	FAD	WEIGHT
TM350-20016	125 L/min	26.4kg

REFRIGERANT DRYERS

- ITM refrigerant dryers guarantee dry and quality compressed air which prolongs the lifetime of your equipment and ensures a superior production quality. Water vapour is eliminated, avoiding corrosion in your compressed air network and tools. This lowers your maintenance costs and improves your overall production process for complete peace of mind.
- Nationwide service and warranty supported by Air Technology Group and ITM service network.

ITM 35 CFM REFRIGERANT DRYER

- 13 Bar Max. Working Pressure
- 35 CFM Capacity
- 990 L/min Capacity
- 66 dBA Noise
- 3/4 G Connection



• \$1595

ITM 74 CFM REFRIGERANT DRYER

- 13 Bar Max. Working Pressure
- 74 CFM Capacity
- 3095 L/min Capacity
- 72 dBA Noise
- 3/4 G Connection



• \$2125

PART NO.	DIMENSIONS	WEIGHT
TM357-035	352 x 430 x 445mm	30kg

PART NO.	DIMENSIONS	WEIGHT
TM357-074	550 x 370 x 704mm	34kg

PIPE BENDERS

ITM 1" HYDRAULIC PIPE BENDER

- Cold bending, no pre-warming of pipe required
- Fast and easy setup on the jobsite
- Flip over top frame to easily remove bent pipe
- Supplied in metal carry case
- 3/8", 1/2", 3/4", 1" Cast Steel Formers
- 150mm Stroke



• \$355

ITM 2" HYDRAULIC PIPE BENDER

- Cold bending, no pre-warming of pipe required
- 2 Speed heavy-duty hydraulic pumping system
- Flip over top frame to easily remove bent pipe
- Heavy-duty castor wheels
- 1/2", 3/4", 1", 1-1/4", 1-1/2", 2" Cast Steel Formers
- 250mm Stroke



• \$575

PART NO.	BENDING ANGLE	FORCE CAPACITY
TM811-03025	0° to 90°	6,000kg

PART NO.	BENDING ANGLE	FORCE CAPACITY
TM811-13050	0° to 90°	13,000kg

FREIGHT CHARGES MAY APPLY. PRICES INCLUDE GST

ITM 150MM BENCH GRINDER WITH MULTITOOL BELT ATTACHMENT

- Powerful 370W induction motor.
- 25mm width grinding wheels
- Cast iron body and base
- Capacitor Start-Run motor
- Large eyes shield

Package includes:

- TM400-150, 150mm Bench Grinder
- PO362 Multitool with 915 x 50mm belt



• \$439

PART NO.	BELT SIZE	GRINDING WHEEL SIZE	MOTOR
PO362-150	915 x 50mm (36" x 2")	150mm (6")	370W

ITM 200MM BENCH GRINDER WITH MULTITOOL BELT ATTACHMENT

- Powerful 600W Induction Motor
- 25mm width grinding wheels
- Cast iron body and base
- Capacitor Start-Run motor
- Large eyes shield

Package includes:

- TM400-200, 200mm Bench Grinder
- PO362 Multitool with 915 x 50mm belt



• \$479

PART NO.	BELT SIZE	GRINDING WHEEL SIZE	MOTOR
PO362-200	915 x 50mm (36" x 2")	200mm (8")	600W

ITM 250MM BENCH GRINDER WITH MULTITOOL BELT ATTACHMENT

- Powerful 900W induction motor
- Capacitor start
- 178mm disc
- 25mm wide grinding wheel
- Durable cast iron body
- Heavy-duty tool rest

Package includes:

- TM400-250, 250mm Bench Grinder
- PO484 Multitool with 1220 x 100mm belt



• \$1270

PART NO.	BELT SIZE	GRINDING WHEEL SIZE	MOTOR
PO484-250	1220 x 100mm (48" x 4")	250mm (10")	900W

MULTITOOL 200MM 750 WATT BENCH GRINDER WITH MULTITOOL BELT ATTACHMENT

- Powerful 750W (1hp) motor
- Cast iron body and base
- Capacitor start / run motor
- NVR safety switch
- Large eye shields safety
- Heavy-duty tool rests

Package includes:

- PO200HD, 200mm Heavy-Duty Bench Grinder
- PO362 Multitool with 915 x 50mm belt



• \$499

PART NO.	BELT SIZE	GRINDING WHEEL SIZE	MOTOR
PO362-200HD	915 x 50mm (36" x 2")	200mm (8")	750W

ITM 250MM BENCH GRINDER WITH MULTITOOL BELT ATTACHMENT

- Powerful 900W induction motor
- Capacitor start
- 178mm disc
- 25mm wide grinding wheel
- Durable cast iron body
- Heavy-duty tool rest

Package includes:

- TM400-250, 250mm Bench Grinder
- PO482 Multitool with 1220 x 50mm belt



• \$1100

PART NO.	BELT SIZE	GRINDING WHEEL SIZE	MOTOR
PO482-250	1220 x 50mm (48" x 2")	250mm (10")	900W

ITM 250MM BENCH GRINDER

- Powerful 900W induction motor
- 25mm width grinding wheels with 36 & 60 grit
- Cast iron body and base
- Vibration absorbing pads on base
- Capacitor Start-Run motor
- Fully adjustable tool rests
- Large eye shields for increased user safety
- Wheel Size: 250mm x 25mm
- Spindle Thread: M16 x 2mm



• \$499

PART NO.	MOTOR	SPEED	WEIGHT
TM400-250	900 Watt, 240V, 50Hz	2980RPM	32kg

ITM 150MM BENCH GRINDER

- 25mm width grinding wheels with 36 & 60 grit
- Cast iron body and base
- Vibration absorbing pads on base
- Capacitor Start-Run motor
- Fully adjustable tool rests
- Large eye shields for increased user safety
- Wheel Size: 150mm x 25mm
- Spindle Thread: M12 x 1.75mm



• \$219

PART NO.	MOTOR	SPEED	WEIGHT
TM400-150	370 Watt	2980RPM	11.1kg

ITM 200MM BENCH GRINDER

- Powerful 600W motor
- 25mm width grinding wheels with 36 and 60 grit
- Cast iron body and base
- Vibration absorbing pads on base
- Capacitor Start-Run motor
- Heavy Duty tool rests
- Large eyes shields for increased user safety
- Wheel Size: 200mm x 25mm
- Spindle Thread: M16 x 2mm



• \$299

PART NO.	MOTOR	SPEED	WEIGHT
TM400-200	600 Watt	2980RPM	16.7kg

MULTITOOL 200MM HEAVY-DUTY BENCH GRINDER

- Powerful 750W (1hp) induction motor
- Cast iron body and base
- Capacitor start / run motor
- NVR safety switch
- Large eye shields for added user safety
- Heavy duty tool rests
- Wheel size: 200 x 25mm
- Spindle Thread: 5/8" UNC



3 YEARS WARRANTY

• \$349

PART NO.	MOTOR	SPEED	WEIGHT
PO200HD	750 Watt	2950rpm	18.1kg

ITM 200MM BUFFING MACHINE

- Safety lock On/Off switch
- Cast iron body and base
- Vibration absorbing pads on base
- Capacitor Start-Stop motor
- Includes 200mm x 14mm stitched polishing mops.
- Wheel Size: 200mm x 14mm
- Spindle Thread: M16 x 2mm



• \$345

PART NO.	MOTOR	SPEED	WEIGHT
TM402-200	550 Watt	2980rpm	11.5kg

NEW

ITM PREMIUM BENCH GRINDER STAND

- Industrial Bench Grinder Stand for use with most 200mm and 250mm Bench Grinders
- Excellent work height for comfortable extended use.
- Heavy-duty steel construction.
- Parts / Water tray holder on front (tray not included).
- Pre-slotted top plate for multi-fit applications.
- Pre-drilled base plate for easy mounting.
- Heavy-duty powder coat finish.
- Total Height: 855mm
- Weight: 11.5kg
- Top Plate: 350mm x 250mm x 5mm
- Base Plate: 350mm x 250mm x 5mm
- Upright Tube Dimension: 100mm x 100mm



• \$169

PART NO.	HEIGHT	WEIGHT
TM403-016	855mm	11.5kg

NEW

ITM PREMIUM BENCH GRINDER PEDESTAL STAND WITH EMERGENCY STOP SWITCH

- All of the specifications and features of the TM403-016 with the addition of an emergency stop switch
- For use with most 200mm and 250mm Bench Grinders




• \$259

PART NO.	HEIGHT	WEIGHT
TM403-018	855mm	14kg

TOP SELLER

MULTITOOL 915 X 50MM BELT & DISC GRINDING ATTACHMENT

- Suits most popular 6" or 8" bench grinders with a screw mounted wheel guard and a minimum of 1/3hp
- Suits grinder shafts sizes of 5/8" and 1/2"
- Fitting kit supplied
- 178mm (7") Disc Size




• \$259

PART NO.	BELT SIZE	DISC SIZE
P0362	915 x 50mm (36" x 2")	178mm (7")

MULTITOOL 915 X 100MM BELT & DISC GRINDING ATTACHMENT

- Suits most popular 8" bench grinders with a screw mounted wheel guard and a minimum of 1/2hp, though 3/4hp is recommended
- Suits grinder shafts sizes of 5/8" and 1/2"
- Fitting kit supplied
- 178mm (7") Disc Size



• \$515

PART NO.	BELT SIZE	DISC SIZE
P0364	915 x 100mm (36" x 4")	178mm (7")

MULTITOOL 1220 X 50MM BELT & DISC GRINDING ATTACHMENT

- Suits most popular 8" and 10" bench grinders with a screw mounted wheel guard and a minimum of 1/2hp, though 3/4hp is recommended
- Suits grinder shafts sizes of 5/8" and 1/2"
- Fitting kit supplied
- 1" Arbor version available
- 178mm (7") Disc Size



• \$579

PART NO.	BELT SIZE	DISC SIZE
P0482	1220 x 50mm (48" x 2")	178mm (7")

MULTITOOL 1220 X 100MM BELT & DISC GRINDING ATTACHMENT

- Suits most popular 8" and 10" bench grinders with a screw mounted wheel guard and a minimum of 1hp
- Suits grinder shafts sizes of 5/8" and 1/2"
- Fitting kit supplied
- 1" Arbor version available
- 178mm (7") Disc Size




• \$635

PART NO.	BELT SIZE	DISC SIZE
P0484	1220 x 100mm (48" x 4")	178mm (7")

MULTITOOL 1220 X 100MM GRINDER ATTACHMENT

- 200mm contact wheel
- Suits most 200mm & 250mm bench grinders
- Ideal for sharpening, sanding, polishing & more
- 178mm sanding disc



• \$715

PART NO.	BELT SIZE	DISC SIZE
P08CW	1220 x 50mm (48" x 2")	178mm (7")

MULTITOOL MITRE TABLE ATTACHMENT

- For use with all Multitool models
- Suitable for grinding ends square and adjust lengths and angles
- Table can be tilted up 5°, down 50°



• \$129

PART NO.	TABLE SIZE
P0MTA	110 x 204mm

NEW

ITM 150MM TOW BAR HITCH VICE

- Quickly and easily mounts to any 2" tow hitch
- Also bench mountable
- Extra heavy-duty hardened jaws
- Integrated anvil for shaping and beating



FROM \$249

PART NO.	JAW WIDTH	JAW OPENING	PIPE HOLDING CAPACITY	WEIGHT
TM113-150	150mm	120mm	16 - 90mm	12.8kg

ITM MULTI-PURPOSE BENCH VICE

- Hardened & tempered jaws
- 360° Rotation with safety locking nuts
- 360° Swivel base
- Hardened anvil
- 25mm To 65mm Pipe Holding Capacity



FROM \$199

PART NO.	JAW WIDTH	JAW OPENING	PIPE HOLDING CAPACITY	WEIGHT
TM101-125	125mm	135mm	25 - 65mm	23kg

ITM WORKSHOP BENCH VICES

- Hardened steel jaws
- Close grained cast iron body
- Integrated anvil for shaping and beating



FROM \$115

PART NO.	JAW WIDTH	JAW OPENING	THROAT DEPTH	WEIGHT	PRICE
TM098-100	100mm	100mm	57mm	7kg	\$115.00
TM098-125	125mm	125mm	72mm	10kg	\$165.00
TM098-150	150mm	150mm	79mm	14kg	\$209.00
TM098-200	200mm	200mm	79mm	22kg	\$295.00

ITM MECHANICS BENCH VICES

- Rugged all cast iron construction.
- Integrated anvil for shaping and beating.
- Extra heavy-duty sliding jaw and large diameter screw.
- 50 ± 5 HRC hardened carbon steel jaws



FROM \$105

PART NO.	JAW WIDTH	JAW OPENING	THROAT DEPTH	WEIGHT	PRICE
TM100-075	75mm	75mm	50mm	7.5kg	\$105.00
TM100-100	100mm	115mm	55mm	10kg	\$155.00
TM100-125	125mm	140mm	70mm	15.5kg	\$225.00
TM100-150	150mm	175mm	80mm	18kg	\$269.00
TM100-200	200mm	200mm	100mm	31kg	\$399.00

ITM STRAIGHT JAW FABRICATED STEEL BENCH VICE

- Extra heavy-duty
- Precision machined knurled jaws with V-Groove
- Precise sliding jaw
- Large diameter screw



FROM \$199

PART NO.	JAW WIDTH	JAW OPENING	THROAT DEPTH	WEIGHT	PRICE
TM102-100	100mm	115mm	75mm	10.5kg	\$199.00
TM102-125	125mm	135mm	95mm	18.6kg	\$335.00
TM102-150	150mm	170mm	105mm	22.6kg	\$375.00
TM102-200	200mm	265mm	135mm	37kg	\$690.00

ITM OFFSET JAW FABRICATED STEEL BENCH VICE

- Extra heavy-duty
- Precision machined knurled jaws with V-Groove
- Precise sliding jaw
- Large diameter screw



FROM \$199

PART NO.	JAW WIDTH	JAW OPENING	THROAT DEPTH	WEIGHT	RRP
TM104-100	100mm	120mm	70mm	11.2kg	\$199.00
TM104-125	125mm	140mm	95mm	20.3kg	\$375.00
TM104-150	150mm	170mm	105mm	25kg	\$399.00
TM104-200	200mm	265mm	135mm	60kg	\$965.00



BENCH VICES

FREIGHT CHARGES MAY APPLY. PRICES INCLUDE GST

ITM STANDARD WOODWORKING VICES

- Under bench mount
- Close-grained cast iron body and jaws
- Solid steel guide bars and lead screw



FROM
\$89

PART NO.	JAW WIDTH	JAW OPENING	THROAT DEPTH	WEIGHT	PRICE
TM117-180	175mm	140mm	68mm	3.1kg	\$89.00
TM117-230	230mm	240mm	75mm	6.4kg	\$139.00

ITM WOODWORKING VICES WITH QUICK ACTION

- Quick action release
- Under bench mount
- Close-grained cast iron body and jaws
- Solid steel guide bars and lead screw
- Height adjustable vice dog



FROM
\$199

PART NO.	JAW WIDTH	JAW OPENING	THROAT DEPTH	WEIGHT	PRICE
TM119-180	175mm	210mm	78mm	7.9kg	\$199.00
TM119-230	230mm	320mm	102mm	15.3kg	\$295.00

ITM CHAIN PIPE VICE

- Hardened steel jaws
- Close-grained cast-iron body
- Offers excellent grip for irregular shapes due to flexibility of the chain
- Can be rapidly tightened to provide a very strong grip on the pipe
- Spindle thread: M16 x 2.00



FROM
\$125

PART NO.	JAW WIDTH	CHAIN LENGTH	WEIGHT	PRICE
TM115-100	30 - 100mm	405mm	3.94kg	\$125.00
TM115-160	40 - 160mm	360mm	9.4kg	\$259.00
TM115-230	40 - 230mm	850mm	13.3kg	\$375.00

ITM HINGED PIPE VICES

- Hardened steel jaws
- Close-grained cast-iron body
- Perfect for repetitive clamping tasks
- Hinged section allows quick access to material
- Spindle thread: 3/4" BSW



FROM
\$93

PART NO.	JAW WIDTH	WEIGHT	PRICE
TM114-068	8 - 68mm	3.9kg	\$93.00
TM114-078	8 - 78mm	5.2kg	\$135.00
TM114-120	13 - 120mm	11.4kg	\$270.00

ITM DRILL PRESS VICES

- Cast Iron Body.
- Machined Steel Jaws.
- Great For Machine Shops, Fabrication Workshops & Tool Rooms




FROM
\$35

PART NO.	JAW WIDTH	JAW HEIGHT	CAPACITY	WEIGHT	PRICE
VDP078	78mm	19mm	78mm	2.2kg	\$35.00
VDP102	102mm	21mm	105mm	3.2kg	\$55.00
VDP150	150mm	28mm	150mm	7.2kg	\$105.00

ITM CROSS VICES

- Cast Iron Body.
- Machined Steel Jaws.
- Great For Machine Shops, Fabrication Workshops & Tool Rooms



FROM
\$125

PART NO.	JAW WIDTH	JAW OPENING	JAW HEIGHT	X-MOVEMENT	Y-MOVEMENT	PRICE
TM130-100	110mm	100mm	100mm	85mm	110mm	\$125.00
TM130-150	160mm	150mm	150mm	160mm	155mm	\$249.00

WELDING MAGNETS

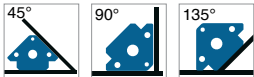
- Industrial grade welding magnets for holding mild steel in welding and installation applications
- Illustration of angles on each magnet



WELDING MAGNETS

ITM 35KG, 100MM MULTI-ANGLE WELDING MAGNET

- Ideal for commercial applications
- Cast-iron single cylinder pump with aluminium head
- 145psi (10bar) Max. Pressure

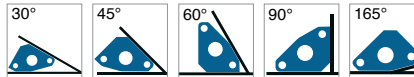


\$32

PART NO.	FORCE	SIZE
TM650-004	35kg	100mm

ITM 15KG, 60MM MULTI-ANGLE WELDING MAGNET

- Powerful, Compact & Premium grade NdFeB magnets
- Multiple angles for a wide range of applications
- Set of 2

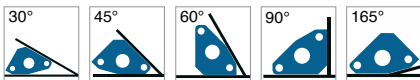


\$35

PART NO.	FORCE	SIZE
TM650-010	15kg	60mm

ITM 40KG, 110MM MULTI-ANGLE WELDING MAGNET

- Powerful, Compact & Premium grade NdFeB magnets
- Multiple angles for a wide range of applications

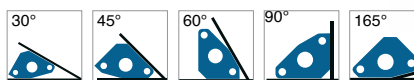


\$45

PART NO.	FORCE	SIZE
TM650-012	40kg	100mm

ITM 55KG, 150MM MULTI-ANGLE WELDING MAGNET

- Powerful, Compact & Premium grade NdFeB magnets
- Multiple angles for a wide range of applications

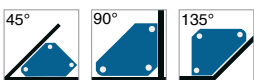


\$69

PART NO.	FORCE	SIZE
TM650-014	55kg	150mm

ITM 30KG, 110MM SWITCHABLE WELDING MAGNET

- Powerful NdFeB magnet
- Turn the magnet OFF when setting up, turn ON when you are ready to work
- Ideal for round and square tubing, angle and flat stock
- Easy to clean. Simply turn OFF and wipe!

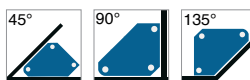



\$79

PART NO.	FORCE	SIZE
TM650-020	30kg	110mm

ITM 55KG, 150MM SWITCHABLE WELDING MAGNET

- Powerful NdFeB magnet
- Turn the magnet OFF when setting up, turn ON when you are ready to work
- Ideal for round and square tubing, angle and flat stock
- Easy to clean. Simply turn OFF and wipe!

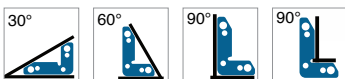


\$119

PART NO.	FORCE	SIZE
TM650-022	55kg	150mm

ITM 30KG, 84MM INSIDE & OUTSIDE WELDING MAGNETS

- Powerful, Compact & Premium grade NdFeB magnets
- 90° corners held from the outside for unobstructed inside welds
- Set of 2

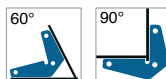


\$50

PART NO.	FORCE	SIZE
TM650-030	30kg	84mm

ITM 17KG, 95MM INSIDE & OUTSIDE WELDING MAGNETS

- Powerful, Compact & Premium grade NdFeB magnets
- 90° corners held from the outside for unobstructed inside welds
- Set of 2



\$69

PART NO.	FORCE	SIZE
TM650-034	17kg	95mm

FREIGHT CHARGES MAY APPLY. PRICES INCLUDE GST

PREMIUM LOCKING PLIERS

- Extra heavy duty, Industrial quality
- Chrome Vanadium Jaws and Chrome Molybdenum Handles for maximum strength and durability
- Rust resistant nickel plated finish
- Wide-opening jaws provide greater versatility in clamping a variety of shapes

- Turn screw to adjust pressure and to fit work piece
- Classic trigger release designed to provide maximum locking force
- Made in Taiwan

NEW

EHOMA LOCKING PLIERS 3 PIECE SET

- Includes:
150mm Long Nose
175mm Straight Jaw
250mm Round Jaw



• \$65

PART NO.	DESCRIPTION
TM604-SET30	Locking Pliers - 3 Piece Set

NEW

EHOMA AUTOMATIC LOCKING PLIER 250MM CURVE JAW



- Automatic locking action - locks to any size without adjustment whilst maintaining the highest pressure
- Jaws are automatically adjusted to any size whilst maintaining the same clamping pressure



• \$65

PART NO.	SIZE	JAW CAPACITY
TM605-202	250mm	48mm

EHOMA 275MM SWIVEL PAD C CLAMP

- 275mm (11")
- Jaw capacity 88mm



• \$38

PART NO.	SIZE	JAW CAPACITY
TM604-102	275mm	88mm

EHOMA 250MM CURVE JAW LOCKING PLIER

- Hardened teeth are designed to grip from any angle.
- Includes wire cutter.
- Jaw capacity 53mm



• \$26

PART NO.	SIZE	JAW CAPACITY
TM604-202	250mm	53mm

EHOMA 200MM SHEET METAL LOCKING PLIER

- Excellent for bending, forming and crimping sheet metal
- Also ideal for upholstery work
- 200mm (8")
- Jaw capacity 39mm



• \$30

PART NO.	SIZE	JAW CAPACITY
TM604-500	200mm	39mm

EHOMA 225MM WELDING CLAMP LOCKING PLIER

- For use in welding applications or for holding awkward shapes in place
- U-shaped jaws provide enhanced visibility and more working space
- 225mm (9")
- Jaw capacity 45mm



• \$34

PART NO.	SIZE	JAW CAPACITY
TM604-600	225mm	45mm

EHOMA CAST ALLOY BAR CLAMP

- Removable soft pads
- Spring loaded pressure jaw
- Cast alloy construction
- Release mechanism for quick action
- Head can be placed on opposite end to create a spreader



FROM
\$75

PART NO.	SPAN X DEPTH	SPREADING CAPACITY	CLAMPING FORCE	PRICE
EC-TC6	150 x 95mm	170 - 355mm	350kg	\$75.00
EC-TC12	300 x 95mm	170 - 515mm	350kg	\$75.00
EC-TC18	450 x 95mm	170 - 665mm	350kg	\$79.00
EC-TC24	600 x 95mm	170 - 815mm	350kg	\$89.00
EC-TC36	900 x 95mm	170 - 1115mm	350kg	\$96.00

EHOMA FORGED STEEL C CLAMPS

- Tempered & hot forged steel
- Nickel & chrome plating
- Hardened Acme spindle
- Swivel pad ensures even pressure is applied



FROM
\$77

PART NO.	SPAN X DEPTH	RAIL SIZE	CLAMPING FORCE	PRICE
EC-BC4	100 x 50mm	19.5 x 9.5mm	900kg	\$77.00
EC-BC5	125 x 65mm	19.5 x 9.5mm	850kg	\$83.00
EC-BC6	150 x 75mm	22 x 10.5mm	1000kg	\$93.00
EC-BC8	200 x 100mm	25 x 12mm	1000kg	\$115.00
EC-BC10	250 x 115mm	27 x 13mm	1200kg	\$135.00
EC-BC12	300 x 125mm	30 x 15mm	1500kg	\$210.00

EHOMA FORGED STEEL F CLAMPS

- Premium quality forged steel clamps
- Tempered & hot forged steel
- Nickel & chrome plating



FROM
\$47

PART NO.	SPAN X DEPTH	RAIL SIZE	CLAMPING FORCE	PRICE
EC-G16CS	160 x 80mm	16 x 7.5mm	300kg	\$47.00
EC-G20CS	200 x 100mm	19.5 x 9.5mm	450kg	\$62.00
EC-G25CS	250 x 120mm	22 x 10.5mm	550kg	\$76.00
EC-G30CS	300 x 140mm	25 x 12mm	670kg	\$95.00
EC-G40CS	400 x 175mm	27 x 13mm	1000kg	\$125.00
EC-G60CS	600 x 175mm	27 x 13mm	1000kg	\$140.00
EC-G80CS	800 x 175mm	27 x 13mm	1000kg	\$175.00
EC-G100CS	1000 x 175mm	27 x 13mm	1000KG	\$215.00

EHOMA HEAVY DUTY FORGED STEEL F CLAMPS

- Larger rail sizes 30x15mm
- For heavy duty applications
- Changeable clamping heads
- Socket drive handle
- Up to 1000mm span available



FROM
\$170

PART NO.	SPAN X DEPTH	RAIL SIZE	CLAMPING FORCE	PRICE
EC-GS30C	300 x 140mm	30 x 15mm	1200kg	\$170.00
EC-GS40C	400 x 120mm	30 x 15mm	1200kg	\$190.00
EC-GS50C	500 x 140mm	30 x 15mm	1200kg	\$205.00
EC-GS60C	600 x 120mm	30 x 15mm	1200kg	\$215.00
EC-GS80C	800 x 140mm	30 x 15mm	1200kg	\$280.00
EC-GS100C	1000 x 120mm	30 x 15mm	1200kg	\$310.00

EHOMA QUICK ACTION FORGED STEEL F CLAMPS

- Ratchet type lever prevents overloading & resists vibration
- For high pressure, fast action clamping purposes



FROM
\$99

PART NO.	SPAN X DEPTH	RAIL SIZE	CLAMPING FORCE	PRICE
EC-G16L	160 x 80mm	16 x 7.5mm	300kg	\$99.00
EC-G20L	200 x 100mm	19.5 x 9.5mm	350kg	\$115.00
EC-G30L	300 x 140mm	25 x 12mm	500kg	\$155.00
EC-G40L	400 x 120mm	25 x 12mm	550kg	\$165.00
EC-G50L	500 x 120mm	25 x 12mm	550kg	\$205.00

EHOMA PIVOT HANDLE FORGED STEEL F CLAMPS

- The comfortable pivot handle makes it easier to achieve maximum clamping pressure & allows faster clamping in restricted working areas



FROM
\$72

PART NO.	SPAN X DEPTH	RAIL SIZE	CLAMPING FORCE	PRICE
EC-REG20C	200 x 100mm	19.5 x 9.5mm	670kg	\$72.00
EC-REG30C	300 x 140mm	25 x 12mm	670kg	\$105.00
EC-REG40C	400 x 175mm	27 x 13mm	700kg	\$160.00
EC-REG60C	600 x 175mm	27 x 13mm	700kg	\$185.00

NEW
ITM RATCHET PODGERS

- Premium quality drop forged chrome vanadium steel
- Dual sized ratchet head with reversible lever action
- Regular & stubby versions available
- Made in Taiwan


FROM \$45

PART NO.	SIZES	LENGTH	STYLE	PRICE
TM632-1012	10mm x 12mm	240mm	Regular	\$45.00
TM632-1113	11mm x 13mm	240mm	Regular	\$45.00
TM632-1317	13mm x 17mm	280mm	Regular	\$49.00
TM632-1415	14mm x 15mm	280mm	Regular	\$49.00
TM632-1417	14mm x 17mm	280mm	Regular	\$49.00
TM632-1618	16mm x 18mm	315mm	Regular	\$55.00
TM632-1719	17mm x 19mm	315mm	Regular	\$55.00
TM632-1721	17mm x 21mm	315mm	Regular	\$55.00
TM632-1824	18mm x 24mm	315mm	Regular	\$55.00
TM632-1921	19mm x 21mm	315mm	Regular	\$55.00
TM632-1922	19mm x 22mm	315mm	Regular	\$55.00
TM632-1924	19mm x 24mm	315mm	Regular	\$55.00
TM632-1924C	19mm x 24mm	240mm	Stubby	\$59.00
TM632-2124	21mm x 24mm	315mm	Regular	\$59.00
TM632-2124C	21mm x 24mm	240mm	Stubby	\$55.00
TM632-2126	21mm x 26mm	360mm	Regular	\$79.00
TM632-2127	21mm x 27mm	360mm	Regular	\$79.00
TM632-2224	22mm x 24mm	360mm	Regular	\$79.00
TM632-2427	24mm x 27mm	360mm	Regular	\$79.00
TM632-2430	24mm x 30mm	450mm	Regular	\$89.00
TM632-2632	26mm x 32mm	450mm	Regular	\$89.00
TM632-2730	27mm x 30mm	450mm	Regular	\$89.00
TM632-2732	27mm x 32mm	450mm	Regular	\$89.00
TM632-3032	30mm x 32mm	450mm	Regular	\$89.00
TM632-3036	30mm x 36mm	450mm	Regular	\$89.00
TM632-3236	32mm x 36mm	450mm	Regular	\$89.00
TM632-3641	36mm x 41mm	450mm	Regular	\$89.00
TM632-4146	41mm x 46mm	500mm	Regular	\$169.00
TM632-4155	41mm x 55mm	500mm	Regular	\$169.00
TM632-4650	46mm x 50mm	500mm	Regular	\$169.00

NEW
ITM HEAVY-DUTY ALUMINIUM PIPE WRENCH RANGE

Crafted from high-quality aluminium alloy, this wrench provides exceptional strength while being lightweight and corrosion-resistant. Its precision-engineered design ensures a firm grip and easy adjustment, making it an indispensable tool for tackling various pipe and plumbing tasks.

- Heavy-duty cast aluminium construction
- Corrosion-resistant finish
- Drop-forged jaw


FROM \$25

PART NO.	SIZE	THROAT WIDTH	PRICE
TM621-250A	250mm	33mm	\$25.00
TM621-300A	300mm	42mm	\$36.00
TM621-350A	350mm	48mm	\$46.00
TM621-450A	450mm	60mm	\$69.00
TM621-600A	600mm	73mm	\$109.00
TM621-900A	900mm	102mm	\$219.00



M7 STANDARD TORQUE WRENCHES

- Nm engraved marking scales on the front, Ft-lb or in-lb on the back
- Non-slip knurled handle design
- Premium quality - Made in Taiwan
- Supplied in blow mold plastic case with certificate of calibration



FROM
• \$95

PART NO.	DRIVE	TORQUE RANGE	PRICE
M7-TE205025N	1/4"	5~25Nm (44.3~221.3in-lb)	\$95
M7-TE225250N	1/4"	2.8~28.2Nm (2~20 ft-lb)	\$95
M7-TE305025N	3/8"	5~25Nm (44.3~221.3in-lb)	\$95
M7-TE320110N	3/8"	20~110Nm (14.8~81.1ft-lb)	\$94
M7-TE428210N	1/2"	28~210Nm (20.7~154.9ft-lb)	\$99
M7-TE450350N	1/2"	50~350Nm (36.9~258.1ft-lb)	\$175
M7-TE820100N	1"	200~1000Nm (166~719ft-lb)	\$1,185
M7-TE830150N	1"	300~1500Nm (258~1070ft-lb)	\$2,205
M7-TE850250N	1"	500~2500Nm (443~1771ft-lb)	\$4,085

M7 PROFESSIONAL TORQUE WRENCHES - REVERSIBLE

- Nm engraved marking scales on the front, Ft-lb on the back
- Reversible - works in both clockwise and anti-clockwise direction
- Very precise adjustment of the torque setting can be achieved, with the turn handle clicking and locking with each 1Nm adjustment
- Pull back collar locking mechanism
- Premium quality - Made in Taiwan
- Supplied in blow mold plastic case with certificate of calibration



FROM
• \$110

PART NO.	DRIVE	TORQUE RANGE	PRICE
M7-TB205025N	1/4"	5~25Nm (3.69~18.4ft-lb)	\$110
M7-TB305025N	3/8"	5~25Nm (3.69~18.4ft-lb)	\$110
M7-TB320110N	3/8"	20~110Nm (14.8~81.1ft-lb)	\$135
M7-TB420210N	1/2"	20~210Nm (14.8~155ft-lb)	\$165
M7-TB450350N	1/2"	50~350Nm (36.9~258.1ft-lb)	\$215
M7-TB610060N	3/4"	100~600Nm (75~440ft-lb)	\$920
M7-TB615080N	3/4"	150~800Nm (110~590ft-lb)	\$1,070
M7-TB620100N	3/4"	200~1000Nm (150~740ft-lb)	\$1,185

M7 WINDOW SCALE TYPE TORQUE WRENCHES

- Window scale screen with both Nm and ft-lb indicated
- Very precise adjustment of the torque setting can be achieved, with the turn handle clicking with each 1Nm adjustment
- Turn lever to unlock and lock the torque setting
- Premium quality - Made in Taiwan
- Supplied in blow mold plastic case with certificate of calibration



FROM
• \$190

PART NO.	DRIVE	TORQUE RANGE	PRICE
M7-TW210222	1/4"	2~25Nm (1.5~18ft-lb)	\$190
M7-TW310552	3/8"	5~50Nm (3.5~37ft-lb)	\$215
M7-TW311102	3/8"	10~100Nm (8~75ft-lb)	\$230
M7-TW412202	1/2"	20~200Nm (10~150ft-lb)	\$255
M7-TW416302	1/2"	60~300Nm (45~200ft-lb)	\$275
M7-TW611602	3/4"	100~600Nm (75~440ft-lb)	\$900
M7-TW612102	3/4"	200~1000Nm (150~740ft-lb)	\$1,090

M7 MINI DIGITAL TORQUE WRENCHES

- L.C.D. display
- Buzzer vibration and flash alarm
- Quick release head
- Reversible ratchet
- Non slip handle
- Accuracy: C.W. ± 3%, C.C.W. ± 4%



FROM
• \$560

PART NO.	DRIVE	TORQUE RANGE	PRICE
M7-GMS203006	1/4"	0.3 - 6Nm (0.221 - 4.242 ft-lb)	\$560
M7-GMS207015	1/4"	0.75 - 15Nm (0.554 - 11.07 ft-lb)	\$560
M7-GMS212025	1/4"	0.125 - 25Nm (0.923 - 18.45 ft-lb)	\$560

M7 DIGITAL TORQUE ADAPTORS

- Converts any standard Square Drive ratchet into an accurate digital torque wrench
- Flashing LED and audible notification when desired torque setting has been achieved
- Simple multifunction operation with Peak and Trace modes and angle set
- Shows units in: lb-in, lb-ft, Nm and kg.cm
- Can store 30 memory default values
- Auto power saving mode after 2 mins to save battery
- Accuracy: C.W. ± 1.5%, C.C.W. ± 2.5%
- Size: 75x42x39mm



FROM
• \$165

PART NO.	DRIVE	TORQUE RANGE	PRICE
M7-GTW930	3/8"	6.8 - 135Nm (5.0 - 99.5 ft-lb)	\$165
M7-GTW940	1/2"	10 - 200Nm (7.4 - 147.5 ft-lb)	\$165
M7-GTW941	1/2"	17 - 340Nm (12.5 - 250.7 ft-lb)	\$200

M7 DIGITAL TORQUE WRENCHES

- L.C.D. display
- Buzzer vibration and flash alarm
- Quick release head
- Reversible ratchet
- Non slip handle
- Operating Temperature: -10°C~ 60°C
- Humidity: Up to 90% non-condensing
- Battery Life (continuous operation): 110 hrs



FROM
• \$490

PART NO.	DRIVE	TORQUE RANGE	PRICE
M7-GTW201030	1/4"	1.5 - 30Nm (1.1 - 22 ft-lb)	\$490
M7-GTW306135	3/8"	6.8 - 135Nm (5.0 - 99 ft-lb)	\$520
M7-GTW406135	1/2"	6.8 - 135Nm (5.0 - 99 ft-lb)	\$540
M7-GTW410200	1/2"	10 - 200Nm (7.3 - 147 ft-lb)	\$615
M7-GTW417340	1/2"	17 - 340Nm (12 - 250 ft-lb)	\$740
M7-GTW606060	3/4"	60 - 600Nm (44.28 - 442.8 ft-lb)	\$1,900
M7-GTW610100	3/4"	100 - 1,000Nm (73.8 - 738 ft-lb)	\$2,250
M7-GTW810100	1"	100 - 1,000Nm (73.8 - 738 ft-lb)	\$2,735



NEW

ITM FLAT RING SLOGGING SPANNERS

- Premium quality chrome molybdenum steel
- Engineered for durability and impact resistance
- Flat, open ring style
- Made in Taiwan
- Imperial sizes also available



FROM **\$25**

PART NO.	SIZE	PRICE
TM630-M021	21mm	\$25.00
TM630-M022	22mm	\$25.00
TM630-M024	24mm	\$25.00
TM630-M027	27mm	\$30.00
TM630-M030	30mm	\$35.00
TM630-M032	32mm	\$35.00
TM630-M033	33mm	\$35.00
TM630-M034	34mm	\$45.00
TM630-M036	36mm	\$45.00
TM630-M038	38mm	\$45.00
TM630-M041	41mm	\$59.00
TM630-M042	42mm	\$59.00
TM630-M046	46mm	\$80.00
TM630-M048	48mm	\$100.00
TM630-M050	50mm	\$100.00
TM630-M055	55mm	\$145.00
TM630-M058	58mm	\$145.00
TM630-M060	60mm	\$210.00
TM630-M065	65mm	\$210.00
TM630-M070	70mm	\$320.00
TM630-M075	75mm	\$320.00
TM630-M080	80mm	\$540.00
TM630-M085	85mm	\$540.00
TM630-M090	90mm	\$770.00
TM630-M095	95mm	\$770.00
TM630-M100	100mm	\$995.00
TM630-M105	105mm	\$995.00

ITM 1/2" DRIVE STANDARD IMPACT SOCKET RAIL SET

- Chrome Molybdenum Steel (Cr-Mo), hardened and tempered
- Includes rail



• **\$69**

PART NO.	INCLUDES
TM371-001	11pc, 10, 12, 13, 14, 15, 17, 18, 19, 21, 22, 24mm

ITM 1/2" DRIVE DEEP IMPACT SOCKET RAIL SET

- Chrome Molybdenum Steel (Cr-Mo), hardened and tempered
- Includes rail



• **\$99**

PART NO.	INCLUDES
TM371-002	11pc, 10, 12, 13, 14, 15, 17, 18, 19, 21, 22, 24mm

M7 1/2" DRIVE IN-HEX IMPACT SOCKET SETS

- Blow mould case



• **\$110**

PART NO.	DRIVE SIZE	SET CONTENTS	PRICE
M7-MB44008M	1/2"	6, 7, 8, 10, 12, 14, 17, 19mm	\$110.00
M7-MB44008S	1/2"	1/4", 5/16", 3/8", 7/16", 1/2", 9/16", 5/8", 3/4"	\$110.00

M7 1/2" DRIVE SOCKET SETS METRIC

- Blow mould case



FROM **\$88**

PART NO.	DRIVE SIZE	Style	SET CONTENTS	PRICE
M7-MB44014M	1/2"	Standard	10, 11, 12, 13, 14, 15, 16, 17, 18, 19, 21, 22, 26, 27mm	\$88.00
M7-MB45010M	1/2"	Deep	10, 11, 12, 13, 14, 15, 16, 17, 18, 19, 21, 22, 26, 27mm	\$115.00

M7 3/4" DRIVE IN-HEX IMPACT SOCKET SETS

- Blow Mould Case



FROM

• \$175

PART NO.	DRIVE SIZE	SET CONTENTS	PRICE
M7-MB66006M	3/4"	12, 14, 17, 19, 22, 24mm	\$175.00
M7-MB66006S	3/4"	1/2", 9/16", 5/8", 3/4", 7/8", 1"	\$220.00

M7 IN-HEX BALL END IMPACT SOCKET SETS

- Blow Mould Case



FROM

• \$220

PART NO.	DRIVE SIZE	SET CONTENTS	PRICE
M7-MB47010M	1/2"	6, 7, 8, 10, 12, 14, 15, 17, 18 & 19mm	\$220.00
M7-MB67006M	3/4"	14, 17, 19, 21, 24, 27mm	\$450.00

M7 TORX® IMPACT SOCKET SETS

- Blow Mould Case



TORX®



FROM

• \$105

PART NO.	DRIVE SIZE	SET CONTENTS	PRICE
M7-MB46008R	1/2"	T30, T40, T45, T47, T50, T55, T60, T70	\$105.00
M7-MB46010R	1/2"	T20, T25, T27, T30, T40, T45, T50, T55, T60, T70	\$125.00

M7 11 PIECE IMPACT ACCESSORY SET

Impact Adaptors:

- 1/4" F x 3/8" M, 3/8" F x 1/4" M, 3/8" F x 1/2" M, 1/2" F x 3/8" M, 1/2" F x 3/4" M, 3/4" F x 1/2" M, 3/4" F x 1" M and 1" F x 3/4" M

Impact Universal Joints:

- 1/4" Drive, 3/8" Drive and 1/2" Drive



• \$240

PART NO.	DESCRIPTION
M7-ME011N	11 Piece, Impact Adaptor & Universal Joint Set

M7 3/4" DRIVE DEEP SOCKET SETS

- Blow mould case



FROM

• \$250

PART NO.	DRIVE SIZE	SET CONTENTS	PRICE
M7-MB65008M1	3/4"	21, 23, 24, 27, 30, 32, 36, 41mm	\$250.00
M7-MB65008S	3/4"	1", 1-1/16", 1-1/8", 1-1/4", 1-5/16", 1-3/8", 1-7/16", 1-1/2"	\$260.00

M7 1" DRIVE DEEP IMPACT SOCKET SET

- Blow mould case
- 8 Piece,
- 27, 30, 32, 36, 38, 41, 46, 50mm



• \$420

PART NO.	DESCRIPTION
M7-MB85008M	8 Piece, Impact Deep Socket Set 27 - 50mm



HOLEMAKER SPIRAL FLUTE STEP DRILLS

- The Titanium Nitride coating significantly increases the tool life by providing the following benefits:
- Increased surface hardness to 85HRC.
- Ceramic surface, reducing friction by up to 30%.
- Especially resistant to cold welding.
- Suitable for cutting a wide range of materials



FROM
• **\$46**

PART NO.	SIZES INCLUDED	OVERALL LENGTH	PRICE
SD4-20MM	4 to 20mm	74.5mm	\$46.00
SD5-25MM	5 to 25mm	83.0mm	\$74.00
SD6-30MM	6 to 30mm	98.0mm	\$125.00
SD7-40.5MM	7 to 40.5mm	115.0mm	\$210.00

HOLEMAKER STRAIGHT FLUTE STEP DRILLS

- The Titanium Nitride coating significantly increases the tool life
- Increased surface hardness to 85HRC.
- Ceramic surface, reducing friction by up to 30%.
- Especially resistant to cold welding.
- Suitable for cutting a wide range of materials



FROM
• **\$42**

PART NO.	SIZES INCLUDED	OVERALL LENGTH	PRICE
SDST4-12MM	4 to 12mm	65.5mm	\$42.00
SDST4-20MM	4 to 20mm	75.0mm	\$46.00
SDST5-25MM	5 to 25mm	81.8mm	\$74.00
SDST6-30MM	6 to 30mm	97.0mm	\$120.00

HOLEMAKER 3 PIECE 3/8" CARBIDE BURR SET

- Double cut geometry for cutting ferrous metals
- Premium industrial quality carbide burrs

Package includes:

- 3/8" Cylindrical end cut
- 3/8" Cylindrical radius end
- 3/8" Tree shape radius end



• **\$100**

PART NO.	DESCRIPTION
CB-SET-03	1/4" Shank Set

HOLEMAKER SPIRAL FLUTE STEP DRILL SET

- The Titanium Nitride coating significantly increases the tool life by providing the following benefits:
- Increased surface hardness to 85HRC.
- Ceramic surface, reducing friction by up to 30%.
- Especially resistant to cold welding.
- Suitable for cutting a wide range of materials

3 Piece Set Includes:

- 1 x SD4-20MM 4 - 20mm
- 1 x SD5-25MM 5 - 25mm
- 1 x SD6-30MM 6 - 30mm



• **\$255**

PART NO.	DRILL PER PACK	SET INCLUDES
SDSET-1	3	4-20mm / 5-25mm / 6-30mm

HOLEMAKER STRAIGHT FLUTE STEP DRILL SET

- The Titanium Nitride coating significantly increases the tool life
- Increased surface hardness to 85HRC.
- Ceramic surface, reducing friction by up to 30%.
- Especially resistant to cold welding.
- Suitable for cutting a wide range of materials

3 Piece Set Includes:

- 1 x SDST4-12MM 4 - 12mm
- 1 x SDST5-25MM 5 - 25mm
- 1 x SDST6-30MM 6 - 30mm



• **\$210**

PART NO.	DRILL PER PACK	SET INCLUDES
SDSTSET-1	3	4-12mm / 5-25mm / 6-30mm

HOLEMAKER 5 PIECE 3/8" CARBIDE BURR SET

- Double cut geometry for cutting ferrous metals
- Premium industrial quality carbide burrs

Package includes:

- 3/8" Cylindrical end cut
- 3/8" Cylindrical radius end
- 3/8" Ball shape
- 3/8" Tree shape radius end
- 3/8" Cylindrical aluminium cut



• **\$175**

PART NO.	DESCRIPTION
CB-SET-01	1/4" Shank Set
CB6M-SET-01	6mm Shank Set

HOLEMAKER 5 PIECE 3/8" & 1/2" CARBIDE BURR SET

- Double cut geometry for cutting ferrous metals
- Premium industrial quality carbide burrs

Package includes:

- 3/8" Cylindrical end cut
- 1/2" Cylindrical end cut
- 3/8" Cylindrical radius end
- 1/2" Cylindrical radius end
- 3/8" Tree shape radius end



FROM
• \$175

PART NO.	DESCRIPTION	PRICE
CB6M-SET-05	6mm Shank Set	\$175.00
CB-SET-05	1/4" Shank Set	\$195.00

HOLEMAKER COUNTERSINK SET 3 FLUTE, 3 TO 25MM

- 3 Flute high speed steel countersink

Package includes:

- 1 x 3 - 8.4mm
- 1 x 3 - 12.4mm
- 1 x 3 - 20.5mm



• \$59

PART NO.	DESCRIPTION
STSET-05	3 Piece, 3 Flute 90 Degree

HOLEMAKER COUNTERSINK SET 3 FLUTE, 3 TO 25MM

- 3 Flute high speed steel countersink

Package includes:

- 1 x 3 - 10.4mm
- 1 x 3 - 16.5mm
- 1 x 3 - 25mm



• \$79

PART NO.	DESCRIPTION
STSET-03	3 Piece, 3 Flute 90 Degree

HOLEMAKER COUNTERSINK SET CROSSHOLE, 5 TO 20MM

- 3 Flute high speed steel countersink

Package includes:

- 1 x 5 - 10mm
- 1 x 10 - 15mm
- 1 x 15 - 20mm



• \$189

PART NO.	DESCRIPTION
SWSET-03	3 Piece, 3 Flute 90 Degree

HOLEMAKER COUNTERSINK SET 3 FLUTE, 3 TO 20.5MM

- 6 Flute high speed steel countersink

Package includes:

- 1 x 3 - 6.4mm
- 1 x 3 - 8.4mm
- 1 x 3 - 10.4mm
- 1 x 3 - 12.4mm
- 1 x 3 - 16.5mm
- 1 x 3 - 20.5mm



• \$129

PART NO.	DESCRIPTION
STSET-01	6 Piece, 3 Flute 90 Degree

HOLEMAKER TCT HOLESAW SETS

- Premium Blow Mould Case
- Tungsten Carbide Teeth
- One-Piece Body Structure
- Safe Stopper Collar
- 4 different sets available



FROM
• \$199

PART NO.	SIZES INCLUDED	CUTTING DEPTH	PRICE
MCS-SET5	16, 20, 25, 32, & 40mm Diameter	4.5mm	\$199.00
MCS-SET6	16, 20, 25, 32, 40 & 50mm Diameter	4.5mm	\$229.00
MCTR-SET5	16, 20, 25, 32, & 40mm Diameter	25mm	\$249.00
MCTR-SET6	16, 20, 25, 32, 40 & 50mm Diameter	25mm	\$299.00

ITM 15M RETRACTABLE AIR HOSE REEL

- Reinforced P.V.C. hose
- Auto lock to any required length
- Auto track guided hose layering system
- Adjustable hose stopper
- Detachable 180° swivel mounting bracket
- Maximum pressure 250PSI


• \$175

PART NO.	HOSE LENGTH	HOSE I.D.
TM300-015	15M	10mm (3/8")

ITM 30M FLOOR HOSE REEL

- Braided P.V.C. hose
- Durable powder coated, steel frame
- Wall mount bracket included
- Bend restrictor extends hose life
- Maximum pressure 300PSI


• \$219

PART NO.	HOSE LENGTH	HOSE I.D.
TM300-030	30M	10mm (3/8")

ITM PVC AIR HOSE

- High quality durable non-marking PVC air hose.
- 3/8" (10mm) I.D Hose
- Bend restrictor extends hose life.
- Grease, oil and abrasion resistant.


FROM \$39

PART NO.	HOSE LENGTH	FITTINGS	PRICE
TM300-210	10M	NITTO STYLE	\$39.00
TM300-220	20M	NITTO STYLE	\$59.00
TM300-230	30M	NITTO STYLE	\$79.00
TM300-1100	100M	NO FITTINGS	\$165.00
TM300-1200	200M	NO FITTINGS	\$325.00

ITM 20M RETRACTABLE AIR HOSE REEL

- Hybrid Polymer High Flex hose
- Superior all-weather flexibility, will not kink, even in extreme temperatures -5°C to 65°C
- High visibility fluoro orange hose
- Auto lock to any required length
- Auto track guided hose layering system
- Adjustable hose stopper
- Detachable 180° swivel mounting bracket
- Maximum pressure 250PSI


• \$199

PART NO.	HOSE LENGTH	HOSE I.D.
TM300-020	20M	10mm (3/8")

ITM 20M STEEL RETRACTABLE AIR HOSE REEL

- Superior all-weather flexibility, will not kink, even in extreme temperatures -5°C to 65°C
- Heavy-duty all steel body construction
- High visibility fluoro orange hose
- Auto lock to any required length
- Adjustable hose stopper
- Industrial quality
- 1/4" BSP male fittings
- Maximum pressure 250PSI


• \$259

PART NO.	HOSE LENGTH	HOSE I.D.
TM300-022	20M	10mm (3/8")

ITM HIGH FLEX AIR HOSE FITTED WITH COUPLERS

- Hybrid polymer High-Flex hose
- Anti-kink technology, the hose will not kink under pressure
- All weather flexibility -5° to 65°C
- 300psi max. working pressure
- Hi-visibility for safety
- Quick Action Nitto style fittings


FROM \$69

PART NO.	HOSE LENGTH	HOSE I.D.	PRICE
TM300-315N	15mm	10mm (3/8")	\$69.00
TM300-330N	30mm	10mm (3/8")	\$99.00
TM300-415	15mm	12mm (1/2")	\$85.00
TM300-430	30mm	12mm (1/2")	\$139.00

M7 DIGITAL TYRE INFLATOR

- Large, tilted easy to read LCD display with backlight.
- Tough, lightweight aluminium body with composite outer casing.
- Readings in PSI, BAR and KPA.
- Impact absorbing bumper.
- Two-stage trigger (inflate & deflate)
- Durable rubber grip on handle
- Max. Pressure: 200psi (14.0 bar)
- Air Consumption At 100psi: 1.41 cfm
- Inlet: 1/4"
- Made in Taiwan
- Net Weight: 0.49kg



• \$130

PART NO.	MAX PRESSURE	NOZZLE LENGTH
M7-SB3030	200psi (14 bar)	30cm

M7 DIGITAL TYRE INFLATOR

- Dual angle, extended nozzle
- Large, tilted easy to read LCD display with backlight.
- Tough, lightweight aluminium body with composite outer casing.
- Readings in PSI, BAR and KPA.
- Impact absorbing bumper.
- Two-stage trigger (inflate & deflate)
- Durable rubber grip on handle
- Air Consumption At 100psi: 1.41 cfm
- Inlet: 1/4"
- Made in Taiwan
- Net Weight: 0.68kg



• \$190

PART NO.	MAX PRESSURE	NOZZLE LENGTH
M7-SB3038	200psi (14 bar)	85cm

M7 30CM HOSE SERVICE STATION STYLE TYRE INFLATOR

- Range: 0 - 160 psi
- Hold on dual angle nozzle
- Heavy-duty body and rubber bumpers for protection
- Premium quality
- Made in Taiwan
- Weight: 1.2kg



• \$159

PART NO.	MAX PRESSURE	NOZZLE LENGTH
M7-SB501	160psi (14 bar)	30cm

M7 ROUND GAUGE TRUCK TYRE INFLATOR

- Gauge size: 100mm
- Tyre valve clip nozzle
- Heavy-duty body and rubber bumpers for protection
- Premium quality
- Made in Taiwan
- Weight: 1.14kg



• \$185

PART NO.	MAX PRESSURE	NOZZLE LENGTH
M7-SB423	220psi	100cm

ITM DIAL GAUGE TYRE INFLATOR

- High quality construction with anodized alloy body
- Easy to read dial type gauge with impact resistant rubber cover
- 40cm High flex hard wearing rubber hose
- Readouts: BAR, PSI, KPA & KG/CM2
- Inlet: 1/4" BSP Inlet



• \$39

PART NO.	MAX PRESSURE	NOZZLE LENGTH
TM340-001	220psi	40cm

ITM DIGITAL GAUGE TYRE INFLATOR

- Multi function digital display in psi, bar and kPa
- Automatic shutdown
- 400mm Hard wearing rubber hose
- Impact protection cover
- Lightweight aluminium construction



• \$59

PART NO.	MAX PRESSURE	NOZZLE LENGTH
TM340-002	300psi	40cm





M7 BENT NOZZLE AIR BLOW GUNS

- Working Pressure: 75-120 PSI
- Max Pressure: 150 PSI
- Avg. Air Consumption (1/4" Hose): 13cfm
- Avg. Air Consumption (3/8" Hose): 15 CFM



FROM
\$15

PART NO.	NOZZLE LENGTH	PRICE
M7-JC405	125mm (5")	\$15.00
M7-JC410	250mm (10")	\$22.00
M7-JC412	305mm (12")	\$23.00
M7-JC424	610mm (24")	\$38.00
M7-JC435	890mm (35")	\$51.00

M7 ADJUSTABLE NOZZLE AIR BLOW GUN

- 360 degree swivel & extended reach
- Ideal for use in hard to reach places
- 165mm to 305mm adjustable nozzle length
- Working Pressure: 90-120 PSI
- Avg Air Consumption (3/8" Hose): 5.0cfm
- Weight 0.22kg



\$36

PART NO.	MAX PRESSURE	NOZZLE LENGTH
M7-JC202	220psi	165mm to 305mm (6-1/2" to 12")

STAR S770 SERIES SUCTION SPRAY GUN

- Pot size: 1000ml
- Includes: Gun, pot, stainless steel nozzle and needle
- A popular conventional high pressure spray gun that provides extremely fine atomisation for the D.I.Y. person to the professional



FROM
\$195

PART NO.	NOZZLE SIZE	SPRAY PATTERN	PRICE
S770-11S	1.5mm	235mm	\$195.00
S770-21S	1.7mm	245mm	\$195.00
S770-31S	2.0mm	260mm	\$195.00
S770-41S	2.5mm	275mm	\$205.00
S770-51S	3.0mm	275mm	\$240.00

M7 SHORT VENTURI NOZZLE SUPER AIR BLOW GUN

- Venturi Nozzle delivery 3 times airflow compared with normal blow guns
- Working Pressure: 90-120psi
- Max. Pressure: 230psi
- Avg. Air Consumption With 1/4" Hose: 13.0cfm
- Avg. Air Consumption With 3/8" Hose: 15.0cfm
- Net Weight: 0.6kg



FROM
\$71

PART NO.	MAX PRESSURE	NOZZLE LENGTH
M7-JC602	230psi	50mm (2")

M7 VENTURI NOZZLE SUPER AIR BLOW GUNS

- Venturi Nozzle delivery 3 times airflow
- Working Pressure: 75-120 PSI
- Max Pressure: 150 PSI
- Avg. Air Consumption (1/4" Hose): 13 CFM
- Avg. Air Consumption (3/8" Hose): 15 CFM
- Net Weight: 0.34kg



FROM
\$130

PART NO.	NOZZLE LENGTH	PRICE
M7-JC640	1016mm (40")	\$130.00
M7-JC680	2032mm (80")	\$215.00

STAR S-106 SERIES GRAVITY FEED GUNS

- Pot size: 600ml
- Includes: Gun, pot, stainless steel nozzle and needle
- Provides constant paint flow at lower pressures, and extremely fine atomisation



FROM
\$230

PART NO.	NOZZLE SIZE	SPRAY PATTERN	PRICE
S106-141G	1.4mm	250mm	\$230.00
S106-201G	2.0mm	270mm	\$230.00
S106-251G	2.5mm	270mm	\$245.00
S106-281G	2.8mm	270mm	\$245.00

ITM AIR FILTER REGULATORS

- Sintered bronze filter element
- Max input pressure: 175 psi
- Max output pressure: 145 psi
- 80ml drain capacity
- Includes mounting bracket



FROM
\$79

PART NO.	PORT SIZE	DRAIN STYLE	MAX. FLOW	PRICE
TM340-012	1/4"	Semi-Auto	1750L/min	\$79.00
TM340-014	1/2"	Automatic	3000L/min	\$129.00

STAR SUCTION FEED TOUCH UP GUN

- Pot size: 250ml
- Includes: Gun, pot, stainless steel nozzle and needle
- Ideal for custom designing, auto touch-up work, detail spray work and stencil spraying



\$170

PART NO.	NOZZLE SIZE	SPRAY PATTERN
SJ108	1.4mm	120mm

ITM SUCTION FEED GENERAL PURPOSE SPRAY GUN

- 2.0mm stainless-steel nozzle
- Adjustable air and paint flow control
- Lightweight aluminium body
- 1000ml Aluminium cup
- 50psi Required Pressure
- 150L/min Air Consumption
- 1/4" BSP air inlet



\$75

PART NO.	NOZZLE SIZE	SPRAY PATTERN
TM340-901	2.0mm	160 - 240mm

ITM SUCTION FEED PROFESSIONAL SPRAY GUN

- Includes 1.4mm and 2.0mm stainless steel nozzles
- Provides a professional quality paint finish
- Adjustable air and paint flow control
- Lightweight aluminium body
- 1000ml Aluminium cup
- 1/4" BSP air inlet



\$99

PART NO.	NOZZLE SIZE	SPRAY PATTERN
TM340-902	1.4 & 2.0mm	160 - 240mm

ITM GRAVITY FEED GENERAL PURPOSE SPRAY GUN

- 2.0mm stainless-steel nozzle
- Adjustable air and paint flow control
- Lightweight aluminium body
- 600ml Plastic pot
- 160 - 220mm Pattern width
- 50psi Working pressure
- 1/4" BSP air inlet



\$72

PART NO.	NOZZLE SIZE	SPRAY PATTERN
TM340-903	2.0mm	160 - 220mm

ITM GRAVITY FEED PROFESSIONAL SPRAY GUN

- Includes 1.4mm & 2.0mm stainless-steel nozzles
- Provides a professional quality paint finish
- Adjustable air and paint flow control
- Lightweight aluminium body
- 600ml Plastic pot
- 160 - 200mm pattern width
- 50psi Working pressure
- 1/4" BSP air inlet



\$99

PART NO.	NOZZLE SIZE	SPRAY PATTERN
TM340-904	1.4 & 2.0mm	160 - 200mm

NEW
ITM AIR DIE GRINDER KIT WITH 5 CARBIDE BURRS & BLOW MOLD CASE

- Ultra compact design with soft rubber grip
- Rear 4-speed regulator
- 360° adjustable exhaust

Includes 5x Carbide Burrs :

- 3/8" Ball Shape
- 3/8" Tree Shape Pointed End
- 3/8" Flame Shape
- 3/8" Cylindrical Square End
- 3/8" Cylindrical Radius End


• \$169

PART NO.	COLLET SIZE	OVERALL LENGTH
TM340-312KIT5	1/4"	173mm

ITM AIR DIE GRINDER

- Ultra compact design with soft rubber grip
- Rear 4-speed regulator
- 360° Adjustable exhaust
- Free Speed: 25,000rpm
- Average Air Consumption: 113 L/min
- Air inlet: 1/4"
- Weight: 0.39kg


• \$65

PART NO.	COLLET SIZE	OVERALL LENGTH
TM340-312	1/4"	173mm

ITM 1/2" DRIVE COMPOSITE IMPACT WRENCH

- Aluminium composite material construction
- Heavy duty twin hammer mechanism.
- 3 Torque settings
- Soft rubber grip & ergonomic design
- Max torque: 850Nm (625ft/lb)
- Free speed: 6800rpm
- Average air consumption: 190 L/min
- Air inlet: 1/4"
- Weight: 2.5kg


• \$219

PART NO.	SQUARE DRIVE	OVERALL LENGTH
TM340-136	1/2"	210mm

ITM AIR DIE GRINDER KIT WITH 3 CARBIDE BURRS

- Ultra compact design with soft rubber grip
- Rear 4-speed regulator
- 360° adjustable exhaust

Includes 3x Carbide Burrs:

- 3/8" Cylindrical - End Cut (CB-SB3)
- 3/8" Oval Shape (CB-SE3)
- 3/8" Tree Shape - (CB-SF3)


• \$110

PART NO.	COLLET SIZE	OVERALL LENGTH
TM340-312KIT3	1/4"	173mm

ITM ANGLE HEAD DIE GRINDER

- Ultra compact design with soft rubber grip
- Right angle head for working in confined areas
- Rear 4-speed regulator
- 360° adjustable exhaust
- Free Speed: 20,000rpm
- Average Air Consumption: 113 L/min
- Air inlet: 1/4"
- Weight: 0.5kg


• \$99

PART NO.	COLLET SIZE	OVERALL LENGTH
TM340-322	1/4"	180mm

ITM 3/4" DRIVE COMPOSITE IMPACT WRENCH

- Aluminium composite material construction
- Heavy duty twin hammer mechanism
- 3 Torque settings
- Soft rubber grip & ergonomic design
- Max torque: 1200Nm (885ft/lb)
- Free speed: 4200rpm
- Average air consumption: 190 L/min
- Air inlet: 3/8"
- Weight: 4.3kg


• \$485

PART NO.	SQUARE DRIVE	OVERALL LENGTH
TM340-145	3/4"	255mm

ITM HYDRAULIC RIVETER

- Convenient one hand operation
- Set rivets up to 4.8mm in steel & aluminium and 4.0mm stainless steel
- 4 interchangeable nose pieces provided 2.4mm to 4.8mm
- Nose pieces to suit rivets: 2.4mm, 3.2mm, 4.0mm, & 4.8mm
- Stroke length: 16mm
- Traction power: 3,086lb (1400kg)
- Max. Capacity 4.8mm
- Working pressure: 90 PSI
- Weight: 1.42kg



• \$199

PART NO.	STROKE LENGTH	WEIGHT
TM340-802	16mm	1.42kg

ITM AIR NEEDLE SCALER

- Heavy-duty metal construction for durability
- Compact, lightweight & ergonomic design
- Needle quantity: 12
- Blows Per Minute: 2,800 BPM
- Stroke Length: 24mm
- Average Air Consumption: 57 L/min
- Length: 315mm
- Air Inlet: 1/4"



• \$119

PART NO.	NEEDLE SIZE	WEIGHT
TM340-414	125mm x 3.0mm	1.1kg

ITM 190MM AIR HAMMER

- Alloyed steel barrel and heat treated piston
- Built in power regulator and trigger control
- Ergonomic design with soft rubber grip
- Includes 5 piece chisel set
- Blows Per Minute: 3,000 BPM
- Stroke Length: 66mm
- Chisel Shank: 10.2mm
- Average Air Consumption: 155 L/min
- Air Inlet: 1/4"
- Weight: 2.2kg



• \$85

PART NO.	BORE DIAMETER	OVERALL LENGTH
TM340-404	19.05mm	260mm

ITM 3/8" AIR DRILL KEYLESS CHUCK

- Ergonomic design with soft rubber grip
- Quick change keyless chuck
- Heavy duty full caged gear system for increased tool life
- Forward / reverse control
- Adjustable auxiliary handle with rubber grip
- Free Speed: 2,200rpm
- Average Air Consumption: 155 L/min
- Air inlet: 1/4"
- Weight: 1.48kg



• \$109

PART NO.	CHUCK SIZE	OVERALL LENGTH
TM340-724	3/8"	185mm

ITM 1/2" AIR DRILL KEYLESS CHUCK

- Ergonomic design with soft rubber grip.
- Quick change keyless chuck.
- Heavy duty full caged gear system for increased tool life.
- Forward / reverse control.
- Adjustable auxiliary handle with rubber grip.
- Free Speed: 700rpm
- Average Air Consumption: 184 L/min
- Air inlet: 1/4"
- Weight: 1.66kg



• \$119

PART NO.	CHUCK SIZE	OVERALL LENGTH
TM340-734	1/2"	208mm

ITM 150MM (6") DUAL ACTION SANDER

- Ergonomic design with soft rubber grip
- Tool-less pad release mechanism
- Dual action motion creates swirl-free finishes
- Exhaust directs air away from workpiece
- Hook n Loop backing allows for quick change of sanding disc
- Free Speed: 10,000rpm
- Average Air Consumption: 141 L/min
- Air inlet: 1/4"



• \$99

PART NO.	SANDING PAD	WEIGHT
TM340-602	150mm (6")	1.83kg



M7 1/2" DRIVE AIR IMPACT WRENCH

- Heavy Duty Twin Hammer
- Lightweight, only 2.1kg
- Low noise level, only 85dB
- Powerful, 1088Nm (800ft-lb) max torque
- 19mm Bolt capacity



• \$315

PART NO.	SQUARE DRIVE	OVERALL LENGTH
M7-NC4299Q	1/2"	194mm

M7 1/2" DRIVE AIR MINI IMPACT WRENCH

- Jumbo hammer type
- Lightweight, only 1.6kg
- Compact size, only 115.5mm length
- Low noise level, only 85dB
- Powerful, 680Nm (500ft-lb) max torque
- 16mm Bolt capacity



• \$420

PART NO.	SQUARE DRIVE	OVERALL LENGTH
M7-NC4610Q	1/2"	115.5mm

M7 1/2" DRIVE AIR IMPACT WRENCH

- Lightweight, only 1.7kg
- Powerful, 1650Nm (1200ft-lb) Max Torque
- Extra heavy duty twin hammer
- Value for money, high quality & specs
- 25mm Bolt capacity
- Magnesium composite body
- Patented EZ grease anvil, ensuring maximum power is easily maintained



• \$505

PART NO.	SQUARE DRIVE	OVERALL LENGTH
M7-NC4255QH	1/2"	179mm



M7 1/2" DRIVE AIR IMPACT WRENCH

- Lightweight, only 1.8kg
- Compact size, only 141mm length
- Powerful, 1000Nm (1356ft-lb) Max torque
- 25mm Bolt capacity
- Extra heavy duty twin hammer



• \$575

PART NO.	SQUARE DRIVE	OVERALL LENGTH
M7-NC4256Q	1/2"	141mm

M7 3/4" DRIVE AIR IMPACT WRENCH

- Heavy-duty, long durability
- Lightweight, only 2.68kg
- Low noise level, only 83dB
- Powerful, 1650Nm (1200ft-lb) Max torque
- Compact metal body, only 171mm length
- 25mm Bolt capacity
- Patented EZ grease anvil, ensuring maximum power is easily maintained



• \$795

PART NO.	SQUARE DRIVE	OVERALL LENGTH
M7-NC6236QH	3/4"	171mm



M7 3/4" DRIVE AIR IMPACT WRENCH, COMPOSITE

- Lightweight composite body, only 1.9kg
- Low noise level, only 85dB
- Very powerful, 1900Nm (1400ft-lb) Max torque!
- Compact - Only 198mm Length
- 25mm Bolt capacity
- Patented EZ grease anvil, ensuring maximum power is easily maintained



• \$805

PART NO.	SQUARE DRIVE	OVERALL LENGTH
M7-NC6255QH	3/4"	179mm



M7 SUPER DUTY 3/4" AIR IMPACT WRENCH

- Spring mounted rotor blades for extra durability
- Magnesium housing
- Lightweight composite body, only 3.0kg!
- Low noise level, only 88dB
- Powerful, 2000Nm (1500ft-lb) Max torque
- Super Duty, designed for the commercial tyre industry
- 30mm Bolt capacity



• \$1249

PART NO.	SQUARE DRIVE	OVERALL LENGTH
M7-NC6266	3/4"	205mm

M7 3/4" D HANDLE AIR IMPACT WRENCH

- Bolt Capacity: 1-1/16" (27mm)
- Torque Range: 200-1400 ft-lb / 271-1898 Nm
- Max Torque at 5 seconds: 1500 ft-lb / 2034 Nm
- Free Speed: 6000 RPM
- Air Requirement: 6.34 CFM / 90 PSI / 1/4" Inlet
- Overall Length: 320mm
- Net Weight: 5.7kg
- Sound Pressure: 106dBA
- Vibration Level: 3.3m/s²



• \$1910

PART NO.	SQUARE DRIVE	OVERALL LENGTH
M7-NC6218	3/4"	320mm

M7 1" AIR IMPACT WRENCH

- New twin hammer type
- Bolt Capacity: 1-1/4" (30mm)
- Torque Range: 200-1300 ft-lb / 271-1762 Nm
- Max Torque at 5 seconds: 1500 ft-lb / 2034 Nm
- Free Speed: 4800 RPM
- Air Requirement: 5.4 CFM / 90 PSI / 3/8" Inlet
- Net Weight: 5kg
- Sound Pressure: 92dBA
- Vibration Level: 6.1m/s²



• \$1520

PART NO.	SQUARE DRIVE	OVERALL LENGTH
M7-NC8217	1"	222mm

M7 1" D HANDLE AIR IMPACT WRENCH

- Twin hammer type
- D handle
- Pin less type
- Outside trigger
- Bolt Capacity: 1-7/16" (36mm)
- Torque Range: 200-2000 ft-lb / 271-2710 Nm
- Max Torque at 5 seconds: 2400 ft-lb / 3250 Nm
- Free Speed: 4000 RPM
- Air Requirement: 10 CFM / 90 PSI / 1/2" Inlet
- Net Weight: 12.1kg
- Sound Pressure: 100dBA
- Vibration Level: 10m/s²



• \$2060

PART NO.	SQUARE DRIVE	OVERALL LENGTH
M7-NC8252	1"	390mm

M7 AIR DRILL 1/2" CHUCK

- Keyless chuck
- Reversible
- Free speed: 800rpm
- Length: 210mm
- Quiet, only 83dB
- Net weight: 1.7kg



• \$345

PART NO.	CHUCK SIZE	OVERALL LENGTH
M7-QE841	1/2" (13mm)	210mm

M7 EXTRA HEAVY DUTY AIR ANGLE GRINDERS

- Safety lever throttle
- 1.3hp motor for stall resistance
- One-piece housing reduces maintenance costs
- Heavy-duty air cooled spiral gears and double bearings for durability
- Swivel guard on 125mm
- Grinding wheel not included
- Imperial spindle models also available
- Free speed: 11000rpm



FROM \$600

PART NO.	DIAMETER	SPINDLE	PRICE
M7-QB7114M	100mm	M10x1.5	\$600.00
M7-QB7215M	125mm	M14x2.0	\$630.00





M7 BELT SANDER ADJUSTABLE ANGLE HEAD

- Sander arm can be adjusted to provide a 'dog leg' shape
- Free Speed: 16,000rpm
- Air Requirement: 4.0cfm / 90psi / 1/4" Inlet
- Net Weight: 1.4kg
- Sound Pressure: 88 dBA
- Vibration Level: 1.3m/s²



• \$565

PART NO.	BELT SIZE	OVERALL LENGTH
M7-QB322RC	20 x 520mm	430mm

M7 BELT SANDERS

- Superb quality pneumatic belt sander
- Free Speed: 16000 RPM
- Air Requirements: 4 CFM / 90 PSI / Inlet: 1/4"
- Sound Pressure: 88 dBA



FROM
• \$375

PART NO.	BELT SIZE	OVERALL LENGTH	PRICE
M7-QB321	10 x 330mm	320mm	\$375.00
M7-QB322	20 x 520mm	430mm	\$535.00
M7-QB324	12.7 x 610mm	455mm	\$480.00

M7 16MM STROKE HYDRAULIC AIR RIVETER

- Nozzle sizes: 2.4, 3.2, 4.0, 4.8mm
- 4.8mm (3/16") Aluminium & steel rivet capacity
- 4.0mm (5/32") Stainless rivet capacity
- Stroke length: 16mm
- Net weight: 1.5kg
- Traction power: 2303 lbf



• \$345

PART NO.	STROKE LENGTH	RIVET CAPACITY
M7-PA301	16mm	2.4-4.8mm

M7 14MM STROKE HYDRAULIC AIR RIVETER

- Superb quality pneumatic air riveter
- Nozzle sizes: 2.4, 3.2, 4.0, 4.8, 6.0 & 6.4mm
- 6.4mm (1/4") Aluminium & steel rivet capacity
- 4.8mm (3/16") Stainless rivet capacity
- Traction power: 3534 lbf



• \$775

PART NO.	STROKE LENGTH	RIVET CAPACITY
M7-PA201	14mm	2.4-6.4mm

M7 AIR SAW SET

- Quick change saw blade holder
- 5-piece file set and 12 saw blades are included
- Adjustable guard / guide controls depth of cut precisely

Package includes:

- Air saw tool
- 6pc 24TPI saw blades
- 6pc 32TPI saw blades
- 5pc File set
- Mini oiler 1/4"



• \$350

PART NO.	QUANTITY	NET WEIGHT
M7-QD291N	21 PIECE SET	0.6kg

M7 AIR HAMMER SET

- Shank Type: Round
- Blows Per Minute: 3200BPM
- Air Requirements: 4 CFM / 90 PSI
- Inlet: 1/4"
- Net Weight: 1.7kg
- Sound Pressure: 98 dBA
- Vibration Level: 12.3m/s²

7 Piece Set Includes:

- 1pc Air hammer (M7-SC211C)
- 5pcs Chisel kit
- 1pc Spring retainer
- Blow Mould Case



• \$245

PART NO.	SHANK SIZE	OVERALL LENGTH
M7-SC0517C	10.2mm (0.401")	175mm

M7 AIR NEEDLE SCALER

- Stroke Length: 32mm
- Blows Per Minute: 5500BPM
- Air Requirements: 3 CFM / 90 PSI
- Inlet: 1/4"
- Net Weight: 1.3kg
- Sound Pressure: 86 dBA
- Vibration Level: 7.67m/s²



• \$309

PART NO.	NEEDLE SIZE	OVERALL LENGTH
M7-SN1288	3mm x 123mm (12 per set)	290mm

M7 AIR PISTOL NEEDLE SCALER

- Stroke Length: 33mm
- Blows Per Minute: 3700BPM
- Air Requirements: 15 CFM / 90 PSI
- Inlet: 1/4"
- Net Weight: 2.8kg
- Sound Pressure: 97 dBA
- Vibration Level: 9.7m/s²



• \$575

PART NO.	NEEDLE SIZE	OVERALL LENGTH
M7-SN2110	3mm x 180mm (19 per set)	330mm

M7 COMPACT AIR DIE GRINDER

- Safety lever throttle
- Collet Size: 1/4" & 1/8"
- Free Speed: 25000 RPM
- Air Requirements: 10 CFM / 90 PSI
- Inlet: 1/4"
- Rated Power: 0.3HP
- Net Weight: 0.38kg
- Sound Pressure: 81.5 dBA
- Vibration Level: 1.8m/s²



• \$165

PART NO.	COLLET SIZE	OVERALL LENGTH
M7-QA111B	1/4" & 1/8"	155mm

M7 STANDARD AIR DIE GRINDER

- Safety lever throttle
- Free Speed: 20000 RPM
- Air Requirements: 10 CFM / 90 PSI
- Inlet: 1/4"
- Rated Power: 0.9HP
- Net Weight: 0.65kg
- Sound Pressure: 75.7 dBA
- Vibration Level: 0.8m/s²



• \$200

PART NO.	COLLET SIZE	OVERALL LENGTH
M7-QA211B	1/4" & 1/8"	190mm

M7 90° ANGLE HEAD AIR DIE GRINDER

- 90° angle head.
- Safety lever throttle
- Free Speed: 19000 RPM
- Air Requirements: 10 CFM / 90 PSI
- Inlet: 1/4"
- Overall Length: 160mm
- Rated Power: 0.3HP
- Net Weight: 0.51kg
- Sound Pressure: 74.4 dBA
- Vibration Level: 1.7m/s²



• \$230

PART NO.	COLLET SIZE	OVERALL LENGTH
M7-QA611B	1/4" & 1/8"	160mm

M7 EXTENDED AIR DIE GRINDER

- Extended air die grinder
- Safety lever throttle
- Collet Size: 1/4" & 1/8"
- Free Speed: 25000 RPM
- Air Requirements: 10 CFM / 90 PSI
- Inlet: 1/4"
- Overall Length: 280mm
- Rated Power: 0.3HP
- Net Weight: 0.63kg
- Sound Pressure: 81.5 dBA
- Vibration Level: 1.8m/s²



• \$315

PART NO.	COLLET SIZE	OVERALL LENGTH
M7-QA315B	1/4" & 1/8"	280mm



**WORK SHARP PRECISION
ADJUST KNIFE SHARPENER**

- Sharpening angle can be easily adjusted from 15° to 30° in 1° increments to sharpen every knife you own
- 320 grit & 600 grit diamond plates to quickly restore a sharp edge, and a fine grit ceramic stone to hone an incredibly keen edge on any knife.



• **\$129**

PART NO.	DESCRIPTION
WSBCHPAJ-I	Precision Adjust Knife Sharpener

**WORK SHARP PRECISION ADJUST
KNIFE SHARPENER - ELITE**

- Includes the Precision Adjust Sharpener & Upgrade Kit in one bundle.
- Includes 220, 320, 400, 600, & 800 grit diamond plates, ceramic plate, leatherstrop, and ceramic rod for serrations
- Carry case and storage rack



• **\$285**

PART NO.	DESCRIPTION
WSBCHPAJ-ELT	Precision Adjust Knife Sharpener - Elite

**WORK SHARP MK2, ELECTRIC
KNIFE SHARPENER**

- 240V Flexible Belt Sharpener
- Quickly toggle between the 25° angle
- Scratch resistant leather linings to protect blade faces
- Two-speed motor, low speed gives more control when sharpening a knife yet still provides all the power you need for heavier sharpening and grinding tasks on tools like lawnmower blades, axes and other common lawn & garden tools



• **\$239**

PART NO.	DESCRIPTION
WSKTS2-I	Knife & Tool Sharpener Mk. 2

**WORK SHARP KEN ONION EDITION
ELECTRIC KNIFE SHARPENER**

- 240V Electric knife sharpener
- The 3/4" x 12" premium, flexible engineered abrasive belts sharpen virtually any shape or type of knife
- The sharpening guide is fully adjustable in 1° increments from 15° to 30°
- Variable speed control 6000 - 14000rpm



• **\$439**

PART NO.	DESCRIPTION
WSKTS-KO	Knife Sharpener Ken Onion Edition

**DRILL DOCTOR XP DRILL
BIT SHARPENER**

- Creates & sharpens split point bits
- Adjustable relief angle
- 240V motor
- 3-year warranty



**3 YEARS
WARRANTY**

• **\$299**

PART NO.	DRILL BIT CAPACITY	SHARPENING ANGLE
DDXP	2.5mm to 13mm	118°

**DRILL DOCTOR 750X DRILL BIT
SHARPENER**

- Top of the line tradesman model
- 2.5mm to 19mm drill bit capacity
- Creates & sharpens split point bits
- 240V motor
- 3-year warranty



**3 YEARS
WARRANTY**

• **\$649**

PART NO.	DRILL BIT CAPACITY	SHARPENING ANGLE
DD750X	2.5mm to 19mm	115° to 140°

LOCAL DISTRIBUTOR